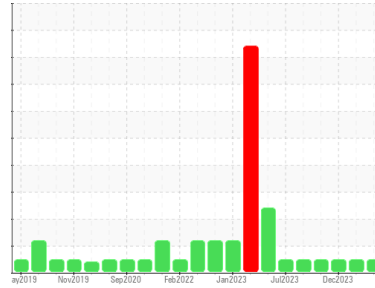




OIL ANALYSIS REPORT

Sample Rating Trend



NORMAL



Machine Id
828060-101267

Component
Diesel Engine

Fluid
PETRO CANADA DURON SHP 15W40 (--- GAL)

DIAGNOSIS

Recommendation

Resample at the next service interval to monitor.

Wear

All component wear rates are normal.

Contamination

There is no indication of any contamination in the oil.

Fluid Condition

The BN result indicates that there is suitable alkalinity remaining in the oil. The condition of the oil is suitable for further service.

SAMPLE INFORMATION

	method	limit/base	current	history1	history2
Sample Number	Client Info		GFL0101988	GFL0101981	GFL0101961
Sample Date	Client Info		13 Feb 2024	26 Jan 2024	19 Dec 2023
Machine Age	hrs	Client Info	13922	13823	13670
Oil Age	hrs	Client Info	474	375	222
Oil Changed	Client Info		Not Changed	Not Changed	Not Changed
Sample Status			NORMAL	NORMAL	NORMAL

CONTAMINATION

	method	limit/base	current	history1	history2
Fuel	WC Method	>5	<1.0	<1.0	<1.0
Water	WC Method	>0.2	NEG	NEG	NEG
Glycol	WC Method		NEG	NEG	NEG

WEAR METALS

	method	limit/base	current	history1	history2
Iron	ppm	ASTM D5185m >100	14	15	10
Chromium	ppm	ASTM D5185m >20	<1	<1	<1
Nickel	ppm	ASTM D5185m >4	0	<1	0
Titanium	ppm	ASTM D5185m	<1	<1	<1
Silver	ppm	ASTM D5185m >3	0	0	0
Aluminum	ppm	ASTM D5185m >20	2	4	2
Lead	ppm	ASTM D5185m >40	0	<1	<1
Copper	ppm	ASTM D5185m >330	1	<1	<1
Tin	ppm	ASTM D5185m >15	<1	0	0
Vanadium	ppm	ASTM D5185m	0	0	<1
Cadmium	ppm	ASTM D5185m	0	0	0

ADDITIVES

	method	limit/base	current	history1	history2
Boron	ppm	ASTM D5185m 0	3	2	2
Barium	ppm	ASTM D5185m 0	0	0	0
Molybdenum	ppm	ASTM D5185m 60	60	59	58
Manganese	ppm	ASTM D5185m 0	<1	<1	0
Magnesium	ppm	ASTM D5185m 1010	993	1012	908
Calcium	ppm	ASTM D5185m 1070	1060	1120	1032
Phosphorus	ppm	ASTM D5185m 1150	1073	1124	950
Zinc	ppm	ASTM D5185m 1270	1271	1348	1167
Sulfur	ppm	ASTM D5185m 2060	3154	3268	2978

CONTAMINANTS

	method	limit/base	current	history1	history2
Silicon	ppm	ASTM D5185m >25	5	5	4
Sodium	ppm	ASTM D5185m	23	21	20
Potassium	ppm	ASTM D5185m >20	1	2	<1

INFRA-RED

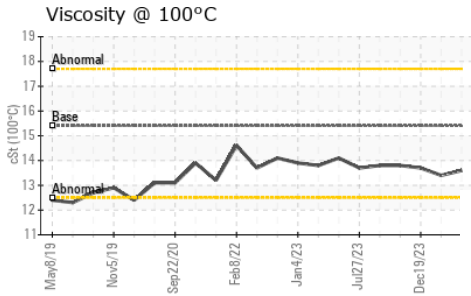
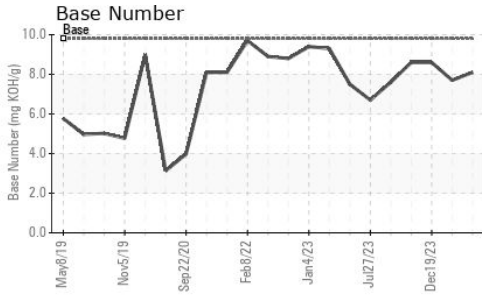
	method	limit/base	current	history1	history2
Soot %	%	*ASTM D7844 >3	0.3	0.3	0.2
Nitration	Abs/cm	*ASTM D7624 >20	7.8	8.0	7.1
Sulfation	Abs/.1mm	*ASTM D7415 >30	19.4	19.4	18.8

FLUID DEGRADATION

	method	limit/base	current	history1	history2
Oxidation	Abs/.1mm	*ASTM D7414 >25	16.1	16.1	15.2
Base Number (BN)	mg KOH/g	ASTM D2896 9.8	8.1	7.7	8.6



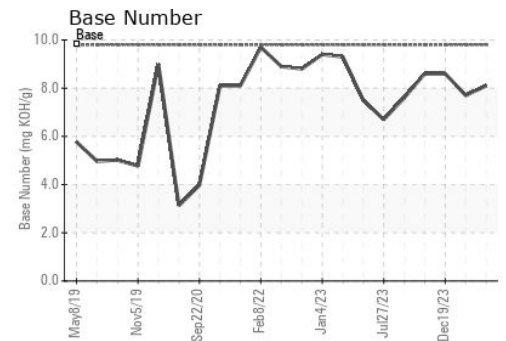
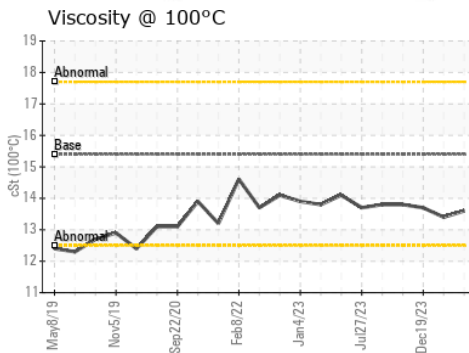
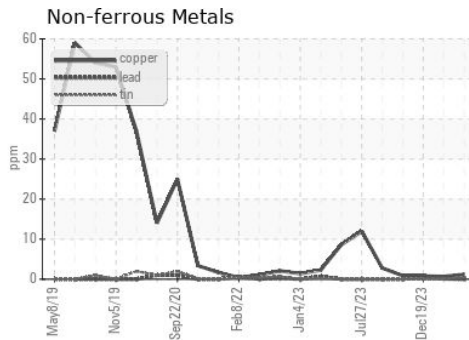
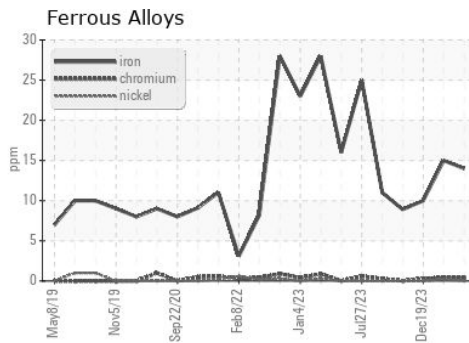
OIL ANALYSIS REPORT



VISUAL	method	limit/base	current	history1	history2
White Metal	scalar	*Visual	NONE	NONE	NONE
Yellow Metal	scalar	*Visual	NONE	NONE	NONE
Precipitate	scalar	*Visual	NONE	NONE	NONE
Silt	scalar	*Visual	NONE	NONE	NONE
Debris	scalar	*Visual	NONE	NONE	NONE
Sand/Dirt	scalar	*Visual	NONE	NONE	NONE
Appearance	scalar	*Visual	NORML	NORML	NORML
Odor	scalar	*Visual	NORML	NORML	NORML
Emulsified Water	scalar	*Visual	>0.2	NEG	NEG
Free Water	scalar	*Visual		NEG	NEG

FLUID PROPERTIES	method	limit/base	current	history1	history2	
Visc @ 100°C	cSt	ASTM D445	15.4	13.6	13.4	13.7

GRAPHS



Certificate L2367

Laboratory : WearCheck USA - 501 Madison Ave., Cary, NC 27513
 Sample No. : GFL0101988
 Lab Number : 06089409
 Unique Number : 10876854
 Test Package : FLEET

Received : 14 Feb 2024
 Tested : 15 Feb 2024
 Diagnosed : 15 Feb 2024 - Wes Davis

GFL Environmental - 894 - Ada Hauling
 1904 North Broadway, Suite D
 Ada, OK
 US 74820

Contact: Johnny Spurlock
 jspurlock@gflenv.com

T: (405)664-4476

F:

To discuss this sample report, contact Customer Service at 1-800-237-1369.

* - Denotes test methods that are outside of the ISO 17025 scope of accreditation.

Statements of conformity to specifications are based on the simple acceptance decision rule (JCGM 106:2012)