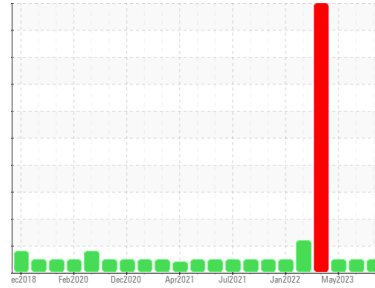




OIL ANALYSIS REPORT

Sample Rating Trend



NORMAL



Area
(P655312)

Machine Id
3802C

Component
Natural Gas Engine

Fluid
PETRO CANADA DURON GEO LD 15W40 (12 GAL)

DIAGNOSIS

Recommendation

Resample at the next service interval to monitor.

Wear

All component wear rates are normal.

Contamination

There is no indication of any contamination in the oil.

Fluid Condition

The BN result indicates that there is suitable alkalinity remaining in the oil. The condition of the oil is suitable for further service.

SAMPLE INFORMATION

method	limit/base	current	history1	history2
Sample Number	Client Info	GFL0110375	GFL0050903	GFL0069711
Sample Date	Client Info	14 Feb 2024	01 Sep 2023	19 May 2023
Machine Age	hrs	9240	8155	7564
Oil Age	hrs	9240	8155	7564
Oil Changed	Client Info	Changed	Changed	Changed
Sample Status		NORMAL	NORMAL	NORMAL

CONTAMINATION

method	limit/base	current	history1	history2
Water	WC Method >0.1	NEG	NEG	NEG
Glycol	WC Method	---	---	---

WEAR METALS

method	limit/base	current	history1	history2
Iron	ppm ASTM D5185m >50	4	5	5
Chromium	ppm ASTM D5185m >4	1	<1	<1
Nickel	ppm ASTM D5185m >2	<1	0	0
Titanium	ppm ASTM D5185m	<1	<1	<1
Silver	ppm ASTM D5185m >3	<1	0	0
Aluminum	ppm ASTM D5185m >9	1	<1	0
Lead	ppm ASTM D5185m >30	3	0	<1
Copper	ppm ASTM D5185m >35	2	<1	1
Tin	ppm ASTM D5185m >4	<1	0	<1
Antimony	ppm ASTM D5185m	---	---	---
Vanadium	ppm ASTM D5185m	<1	<1	0
Cadmium	ppm ASTM D5185m	<1	0	0

ADDITIVES

method	limit/base	current	history1	history2
Boron	ppm ASTM D5185m 50	10	27	21
Barium	ppm ASTM D5185m 5	0	0	0
Molybdenum	ppm ASTM D5185m 50	61	61	56
Manganese	ppm ASTM D5185m 0	<1	<1	<1
Magnesium	ppm ASTM D5185m 560	608	650	629
Calcium	ppm ASTM D5185m 1510	1421	1601	1536
Phosphorus	ppm ASTM D5185m 780	700	844	773
Zinc	ppm ASTM D5185m 870	998	1009	993
Sulfur	ppm ASTM D5185m 2040	2445	2990	2737

CONTAMINANTS

method	limit/base	current	history1	history2
Silicon	ppm ASTM D5185m >+100	8	9	15
Sodium	ppm ASTM D5185m	7	15	36
Potassium	ppm ASTM D5185m >20	2	0	4

INFRA-RED

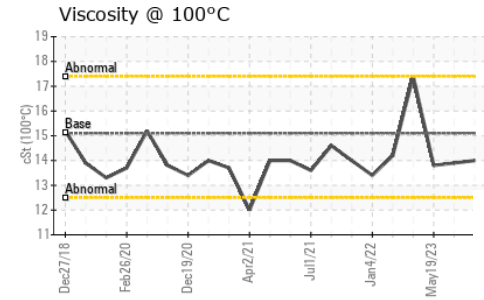
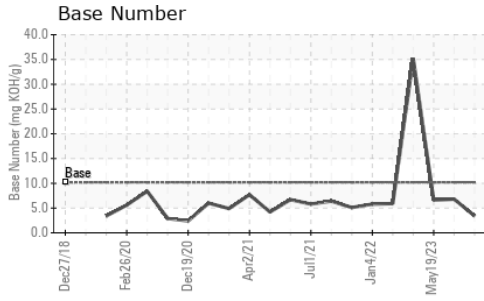
method	limit/base	current	history1	history2
Soot %	% *ASTM D7844	0	0	0
Nitration	Abs/cm *ASTM D7624 >20	10.9	8.3	8.9
Sulfation	Abs/.1mm *ASTM D7415 >30	24.0	19.1	20.1

FLUID DEGRADATION

method	limit/base	current	history1	history2
Oxidation	Abs/.1mm *ASTM D7414 >25	19.7	15.5	16.5
Base Number (BN)	mg KOH/g ASTM D2896 10.2	3.4	6.8	6.6



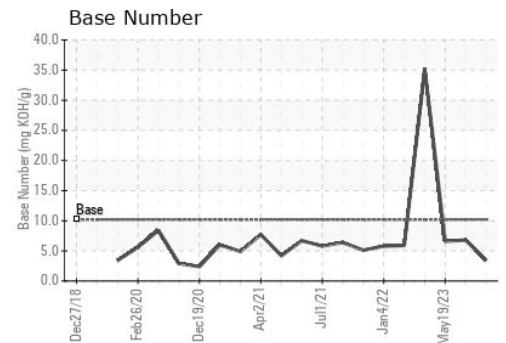
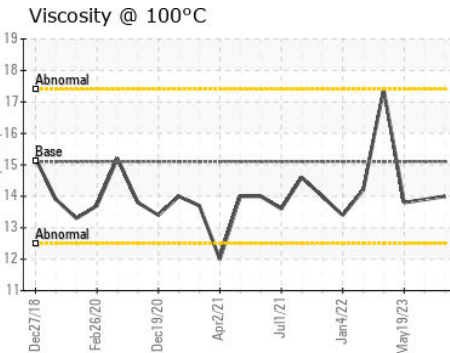
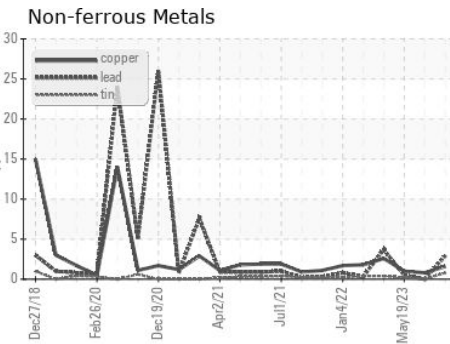
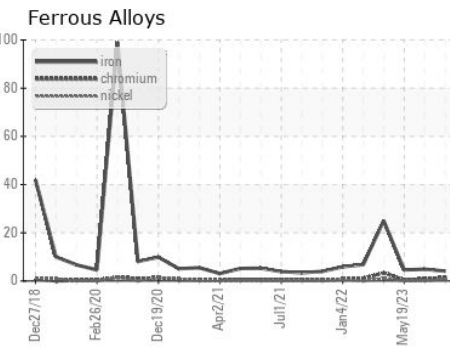
OIL ANALYSIS REPORT



VISUAL	method	limit/base	current	history1	history2
White Metal	scalar	*Visual	NONE	NONE	NONE
Yellow Metal	scalar	*Visual	NONE	NONE	NONE
Precipitate	scalar	*Visual	NONE	NONE	NONE
Silt	scalar	*Visual	NONE	NONE	NONE
Debris	scalar	*Visual	NONE	NONE	NONE
Sand/Dirt	scalar	*Visual	NONE	NONE	NONE
Appearance	scalar	*Visual	NORML	NORML	NORML
Odor	scalar	*Visual	NORML	NORML	NORML
Emulsified Water	scalar	*Visual	>0.1	NEG	NEG
Free Water	scalar	*Visual		NEG	NEG

FLUID PROPERTIES	method	limit/base	current	history1	history2	
Visc @ 100°C	cSt	ASTM D445	15.1	14.0	13.9	13.8

GRAPHS



Certificate L2367

Laboratory : WearCheck USA - 501 Madison Ave., Cary, NC 27513
Sample No. : GFL0110375
Lab Number : 06090770
Unique Number : 10883623
Test Package : FLEET

Received : 15 Feb 2024
Tested : 19 Feb 2024
Diagnosed : 19 Feb 2024 - Wes Davis

GFL Environmental - 031 - Greenville/Spartanburg
 1635 Antioch Church Rd
 Piedmont, SC
 US 29673
 Contact: TECHNICIAN ACCOUNT
 catherine.anastasio@wearcheck.com

To discuss this sample report, contact Customer Service at 1-800-237-1369.

* - Denotes test methods that are outside of the ISO 17025 scope of accreditation.

Statements of conformity to specifications are based on the simple acceptance decision rule (JCGM 106:2012)

T:
F: