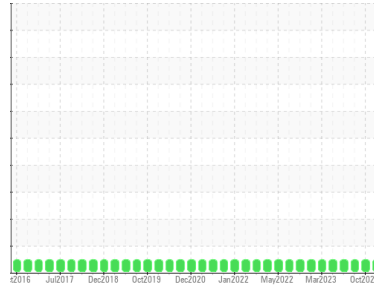


OIL ANALYSIS REPORT



Area
KEMP QUARRIES / RIVER VALLEY OZARK
Machine Id
WL112
Component
Rear Left Final Drive
Fluid
PETRO CANADA PRODURO TO-4 SAE 50 (--- GAL)

Sample Rating Trend



NORMAL



DIAGNOSIS

Recommendation

Resample at the next service interval to monitor.

Wear

All component wear rates are normal.

Contamination

There is no indication of any contamination in the oil.

Fluid Condition

The condition of the oil is acceptable for the time in service.

SAMPLE INFORMATION

method	limit/base	current	history1	history2
Sample Number	Client Info	PCA0084500	PCA0069677	PCA0069727
Sample Date	Client Info	09 Feb 2024	09 Oct 2023	25 Aug 2023
Machine Age	hrs	35658	34927	34674
Oil Age	hrs	31552	31552	31552
Oil Changed	Client Info	N/A	N/A	N/A
Sample Status		NORMAL	NORMAL	NORMAL

CONTAMINATION

method	limit/base	current	history1	history2
Water	WC Method >0.2	NEG	NEG	NEG

WEAR METALS

method	limit/base	current	history1	history2
Iron	ppm ASTM D5185m >800	47	24	20
Chromium	ppm ASTM D5185m >10	<1	<1	<1
Nickel	ppm ASTM D5185m >5	0	<1	0
Titanium	ppm ASTM D5185m >15	0	<1	<1
Silver	ppm ASTM D5185m >2	0	0	0
Aluminum	ppm ASTM D5185m >75	2	0	1
Lead	ppm ASTM D5185m >10	0	<1	<1
Copper	ppm ASTM D5185m >75	2	<1	<1
Tin	ppm ASTM D5185m >8	0	0	1
Vanadium	ppm ASTM D5185m	0	0	<1
Cadmium	ppm ASTM D5185m	0	0	<1

ADDITIVES

method	limit/base	current	history1	history2
Boron	ppm ASTM D5185m 2	0	0	0
Barium	ppm ASTM D5185m 0	0	2	0
Molybdenum	ppm ASTM D5185m 0	<1	<1	<1
Manganese	ppm ASTM D5185m 0	0	<1	<1
Magnesium	ppm ASTM D5185m 9	15	15	19
Calcium	ppm ASTM D5185m 3114	3444	3551	3553
Phosphorus	ppm ASTM D5185m 1099	1107	1067	991
Zinc	ppm ASTM D5185m 1245	1197	1318	1259
Sulfur	ppm ASTM D5185m 7086	5728	5202	4980

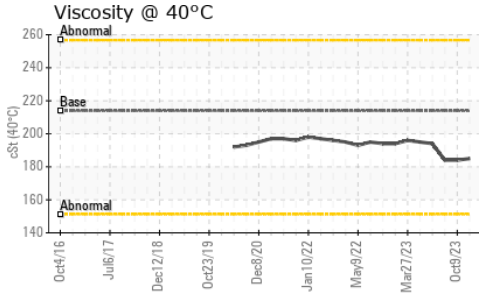
CONTAMINANTS

method	limit/base	current	history1	history2
Silicon	ppm ASTM D5185m >400	21	18	16
Sodium	ppm ASTM D5185m	0	0	2
Potassium	ppm ASTM D5185m >20	2	1	<1

VISUAL

method	limit/base	current	history1	history2
White Metal	scalar *Visual NONE	NONE	NONE	NONE
Yellow Metal	scalar *Visual NONE	NONE	NONE	NONE
Precipitate	scalar *Visual NONE	NONE	NONE	NONE
Silt	scalar *Visual NONE	NONE	NONE	NONE
Debris	scalar *Visual NONE	NONE	NONE	LIGHT
Sand/Dirt	scalar *Visual NONE	NONE	NONE	NONE
Appearance	scalar *Visual NORML	NORML	NORML	NORML
Odor	scalar *Visual NORML	NORML	NORML	NORML
Emulsified Water	scalar *Visual >0.2	NEG	NEG	NEG
Free Water	scalar *Visual	NEG	NEG	NEG

OIL ANALYSIS REPORT

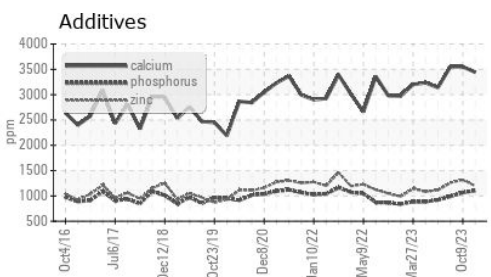
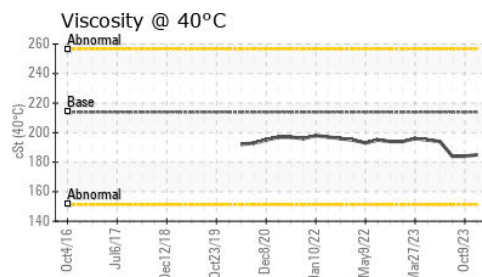
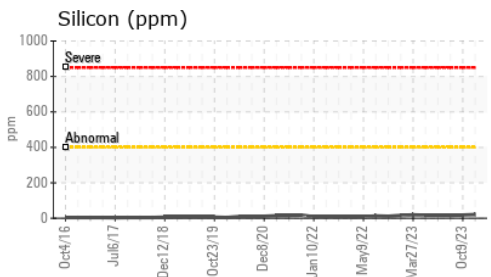
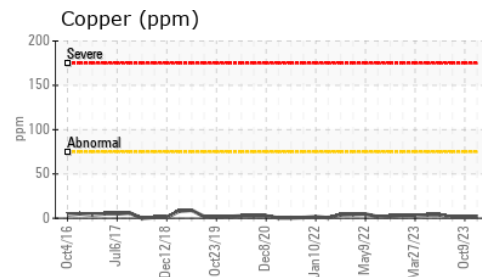
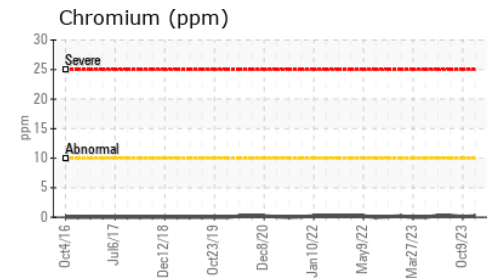
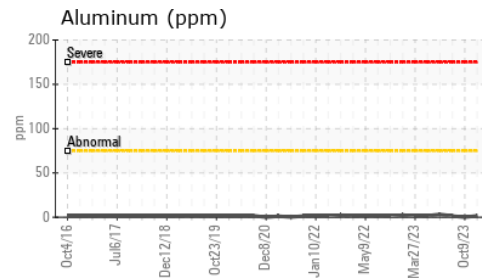
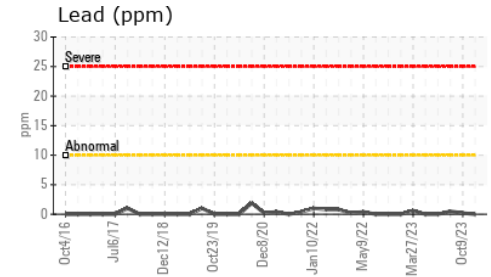
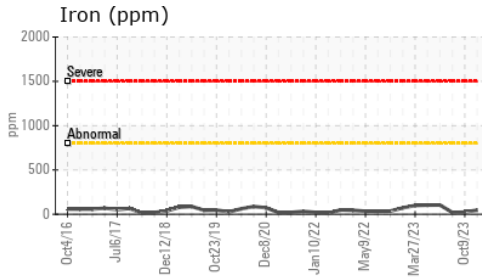


FLUID PROPERTIES		method	limit/base	current	history1	history2
Visc @ 40°C	cSt	ASTM D445	213.9	185	184	184

SAMPLE IMAGES		method	limit/base	current	history1	history2
---------------	--	--------	------------	---------	----------	----------

Color		no image	no image	no image
Bottom		no image	no image	no image

GRAPHS



Certificate L2367

Laboratory : WearCheck USA - 501 Madison Ave., Cary, NC 27513
Sample No. : PCA0084500
Lab Number : 06092523
Unique Number : 10885376
Test Package : MOB 1

Received : 16 Feb 2024
Tested : 19 Feb 2024
Diagnosed : 19 Feb 2024 - Wes Davis

Kemp Quarries - River Valley - Ozark
 9446 N Hwy 309
 Ozark, AR
 US 72949
 Contact: OZARK NOTIFICATIONS
 ozark@rivervalleyquarries.com

To discuss this sample report, contact Customer Service at 1-800-237-1369.

* - Denotes test methods that are outside of the ISO 17025 scope of accreditation.

Statements of conformity to specifications are based on the simple acceptance decision rule (JCGM 106:2012)

T:
F: