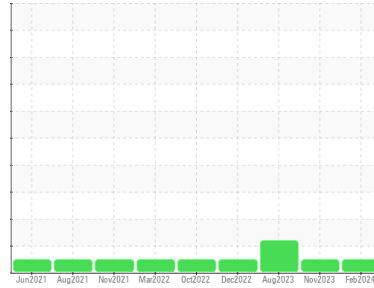




OIL ANALYSIS REPORT

Sample Rating Trend



NORMAL



Machine Id
946026

Component
Natural Gas Engine

Fluid
PETRO CANADA DURON GEO LD 15W40 (--- LTR)

DIAGNOSIS

Recommendation

Resample at the next service interval to monitor.

Wear

All component wear rates are normal.

Contamination

There is no indication of any contamination in the oil.

Fluid Condition

The BN result indicates that there is suitable alkalinity remaining in the oil. The condition of the oil is suitable for further service.

SAMPLE INFORMATION

method	limit/base	current	history1	history2	
Sample Number	Client Info	GFL0107000	GFL0094240	GFL0085367	
Sample Date	Client Info	14 Feb 2024	09 Nov 2023	04 Aug 2023	
Machine Age	mls	Client Info	16400	16092	7413
Oil Age	mls	Client Info	308	2220	7413
Oil Changed	Client Info	Changed	Changed	Changed	
Sample Status		NORMAL	NORMAL	ATTENTION	

CONTAMINATION

method	limit/base	current	history1	history2
Water	WC Method >0.1	NEG	NEG	NEG

WEAR METALS

method	limit/base	current	history1	history2	
Iron	ppm	ASTM D5185m >50	20	4	21
Chromium	ppm	ASTM D5185m >4	0	<1	2
Nickel	ppm	ASTM D5185m >2	0	<1	<1
Titanium	ppm	ASTM D5185m	0	<1	<1
Silver	ppm	ASTM D5185m >3	0	<1	0
Aluminum	ppm	ASTM D5185m >9	<1	2	2
Lead	ppm	ASTM D5185m >30	<1	<1	2
Copper	ppm	ASTM D5185m >35	<1	1	2
Tin	ppm	ASTM D5185m >4	0	<1	1
Vanadium	ppm	ASTM D5185m	0	<1	<1
Cadmium	ppm	ASTM D5185m	0	<1	0

ADDITIVES

method	limit/base	current	history1	history2	
Boron	ppm	ASTM D5185m 50	2	26	6
Barium	ppm	ASTM D5185m 5	0	0	0
Molybdenum	ppm	ASTM D5185m 50	59	51	83
Manganese	ppm	ASTM D5185m 0	<1	<1	2
Magnesium	ppm	ASTM D5185m 560	840	555	639
Calcium	ppm	ASTM D5185m 1510	1006	1490	1512
Phosphorus	ppm	ASTM D5185m 780	976	795	680
Zinc	ppm	ASTM D5185m 870	1142	933	906
Sulfur	ppm	ASTM D5185m 2040	2844	2532	2746

CONTAMINANTS

method	limit/base	current	history1	history2	
Silicon	ppm	ASTM D5185m >+100	3	3	13
Sodium	ppm	ASTM D5185m	19	2	▲ 91
Potassium	ppm	ASTM D5185m >20	6	2	37

INFRA-RED

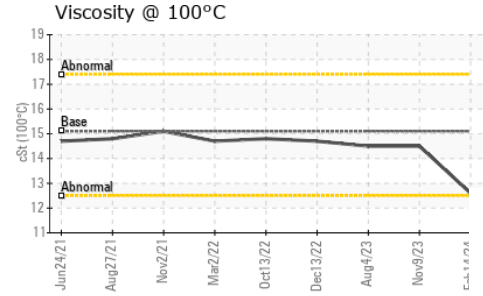
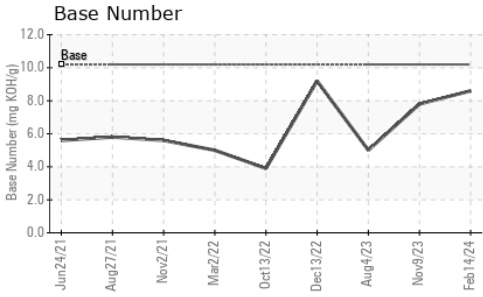
method	limit/base	current	history1	history2	
Soot %	%	*ASTM D7844	1.5	0	0.1
Nitration	Abs/cm	*ASTM D7624 >20	10.2	8.4	9.2
Sulfation	Abs/.1mm	*ASTM D7415 >30	20.8	18.8	20.4

FLUID DEGRADATION

method	limit/base	current	history1	history2	
Oxidation	Abs/.1mm	*ASTM D7414 >25	16.5	16.2	16.3
Base Number (BN)	mg KOH/g	ASTM D2896 10.2	8.6	7.8	5.0



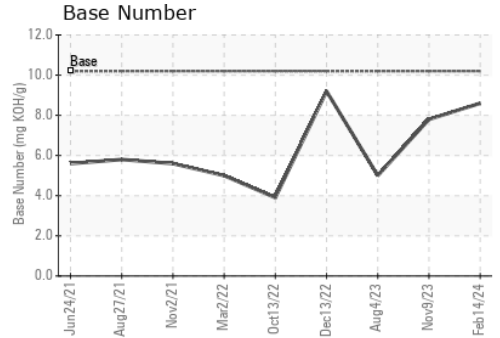
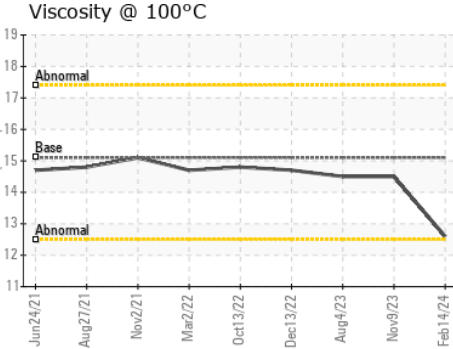
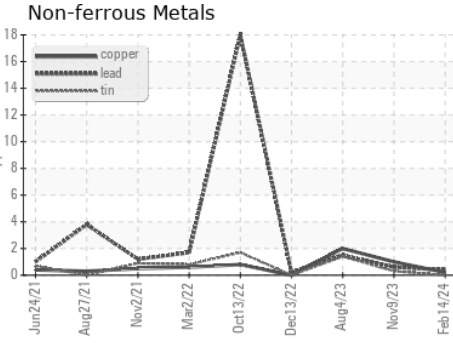
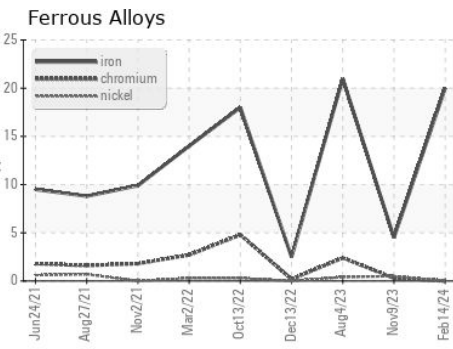
OIL ANALYSIS REPORT



VISUAL	method	limit/base	current	history1	history2
White Metal	scalar	*Visual	NONE	NONE	NONE
Yellow Metal	scalar	*Visual	NONE	NONE	NONE
Precipitate	scalar	*Visual	NONE	NONE	NONE
Silt	scalar	*Visual	NONE	NONE	NONE
Debris	scalar	*Visual	NONE	NONE	LIGHT
Sand/Dirt	scalar	*Visual	NONE	NONE	NONE
Appearance	scalar	*Visual	NORML	NORML	NORML
Odor	scalar	*Visual	NORML	NORML	NORML
Emulsified Water	scalar	*Visual	>0.1	NEG	NEG
Free Water	scalar	*Visual		NEG	NEG

FLUID PROPERTIES	method	limit/base	current	history1	history2	
Visc @ 100°C	cSt	ASTM D445	15.1	12.6	14.5	14.5

GRAPHS



Certificate L2367

Laboratory : WearCheck USA - 501 Madison Ave., Cary, NC 27513
Sample No. : GFL0107000
Lab Number : 06093976
Unique Number : 10886829
Test Package : FLEET
Received : 20 Feb 2024
Tested : 21 Feb 2024
Diagnosed : 21 Feb 2024 - Don Baldrige

GFL Environmental - 882 - Gainesville
 5002 SW 41st Blvd
 Gainesville, FL
 US 32608
 Contact: ROBERT CLARK
 robert.clark@gflenv.com

To discuss this sample report, contact Customer Service at 1-800-237-1369.

* - Denotes test methods that are outside of the ISO 17025 scope of accreditation.

Statements of conformity to specifications are based on the simple acceptance decision rule (JCGM 106:2012)

T:
F: