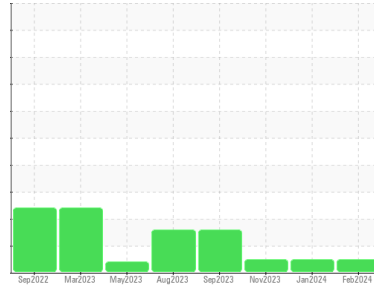




OIL ANALYSIS REPORT

Sample Rating Trend



NORMAL



Machine Id
227108-249

Component
Diesel Engine

Fluid
PETRO CANADA DURON SHP 15W40 (--- GAL)

DIAGNOSIS

Recommendation

No corrective action is recommended at this time. Resample at the next service interval to monitor.

Wear

All component wear rates are normal.

Contamination

Fuel content negligible. There is no indication of any contamination in the oil.

Fluid Condition

The BN result indicates that there is suitable alkalinity remaining in the oil. The condition of the oil is suitable for further service.

SAMPLE INFORMATION

method	limit/base	current	history1	history2
Sample Number	Client Info	GFL0110564	GFL0100220	GFL0100182
Sample Date	Client Info	14 Feb 2024	10 Jan 2024	28 Nov 2023
Machine Age	hrs	4442	4442	0
Oil Age	hrs	400	200	2810
Oil Changed	Client Info	Not Changed	Not Changed	Not Changed
Sample Status		NORMAL	NORMAL	NORMAL

CONTAMINATION

method	limit/base	current	history1	history2
Water	WC Method >0.2	NEG	NEG	NEG
Glycol	WC Method	NEG	NEG	NEG

WEAR METALS

method	limit/base	current	history1	history2
Iron	ppm ASTM D5185m >100	11	10	10
Chromium	ppm ASTM D5185m >20	<1	<1	<1
Nickel	ppm ASTM D5185m >4	0	0	<1
Titanium	ppm ASTM D5185m	0	0	<1
Silver	ppm ASTM D5185m >3	0	0	0
Aluminum	ppm ASTM D5185m >20	1	1	2
Lead	ppm ASTM D5185m >40	<1	<1	<1
Copper	ppm ASTM D5185m >330	1	<1	1
Tin	ppm ASTM D5185m >15	<1	0	0
Vanadium	ppm ASTM D5185m	0	0	0
Cadmium	ppm ASTM D5185m	0	0	0

ADDITIVES

method	limit/base	current	history1	history2
Boron	ppm ASTM D5185m 0	59	60	60
Barium	ppm ASTM D5185m 0	0	0	2
Molybdenum	ppm ASTM D5185m 60	65	64	62
Manganese	ppm ASTM D5185m 0	<1	0	0
Magnesium	ppm ASTM D5185m 1010	796	858	789
Calcium	ppm ASTM D5185m 1070	1027	1058	1067
Phosphorus	ppm ASTM D5185m 1150	1000	1049	975
Zinc	ppm ASTM D5185m 1270	1126	1242	1146
Sulfur	ppm ASTM D5185m 2060	2993	3123	4128

CONTAMINANTS

method	limit/base	current	history1	history2
Silicon	ppm ASTM D5185m >25	7	6	6
Sodium	ppm ASTM D5185m	28	23	22
Potassium	ppm ASTM D5185m >20	0	<1	3
Fuel	% ASTM D3524 >5	0.2	<1.0	<1.0

INFRA-RED

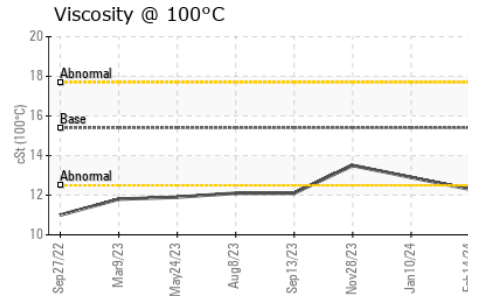
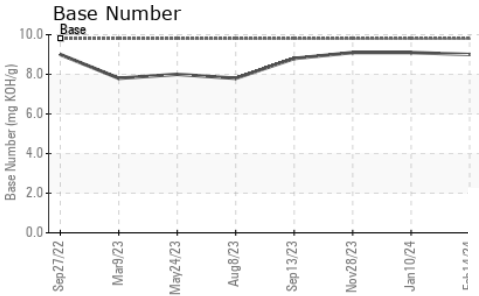
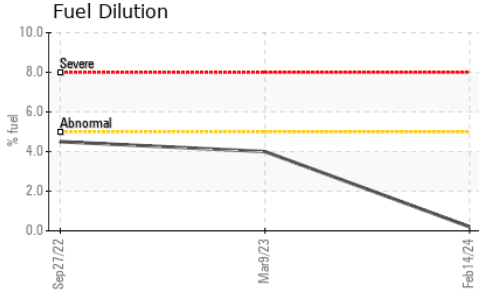
method	limit/base	current	history1	history2
Soot %	% *ASTM D7844 >3	0.2	0.2	0.2
Nitration	Abs/cm *ASTM D7624 >20	5.6	5.1	5.0
Sulfation	Abs/.1mm *ASTM D7415 >30	18.0	17.8	18.1

FLUID DEGRADATION

method	limit/base	current	history1	history2
Oxidation	Abs/.1mm *ASTM D7414 >25	13.1	13.0	12.9
Base Number (BN)	mg KOH/g ASTM D2896 9.8	9.0	9.1	9.1



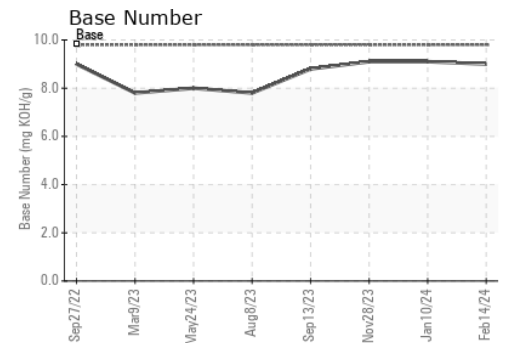
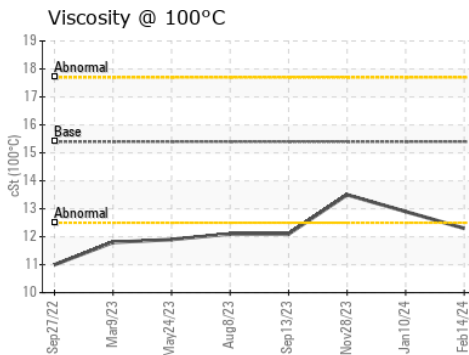
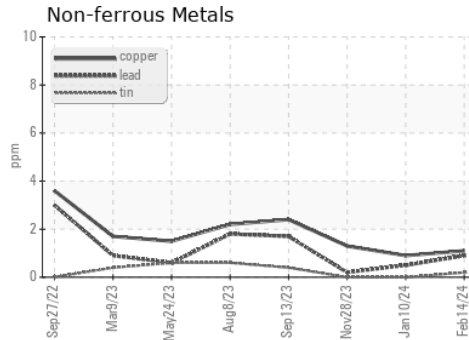
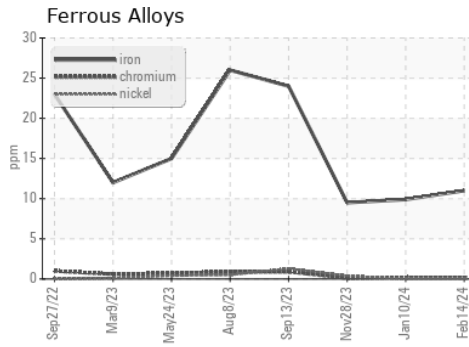
OIL ANALYSIS REPORT



VISUAL	method	limit/base	current	history1	history2
White Metal	scalar	*Visual	NONE	NONE	NONE
Yellow Metal	scalar	*Visual	NONE	NONE	NONE
Precipitate	scalar	*Visual	NONE	NONE	NONE
Silt	scalar	*Visual	NONE	NONE	NONE
Debris	scalar	*Visual	NONE	NONE	NONE
Sand/Dirt	scalar	*Visual	NONE	NONE	NONE
Appearance	scalar	*Visual	NORML	NORML	NORML
Odor	scalar	*Visual	NORML	NORML	NORML
Emulsified Water	scalar	*Visual	>0.2	NEG	NEG
Free Water	scalar	*Visual		NEG	NEG

FLUID PROPERTIES	method	limit/base	current	history1	history2
Visc @ 100°C	cSt	ASTM D445	15.4	12.3	12.9

GRAPHS



Certificate L2367

Laboratory : WearCheck USA - 501 Madison Ave., Cary, NC 27513
 Sample No. : GFL0110564 Received : 20 Feb 2024
 Lab Number : 06093978 Tested : 21 Feb 2024
 Unique Number : 10886831 Diagnosed : 21 Feb 2024 - Wes Davis
 Test Package : FLEET (Additional Tests: FuelDilution, PercentFuel)

GFL Environmental - 166 - Phenix City
 18 Old Brickyard Rd
 Phenix City, AL
 US 36869
 Contact: DEAN PEACE JR
 dean.peace@gflenv.com

To discuss this sample report, contact Customer Service at 1-800-237-1369.

* - Denotes test methods that are outside of the ISO 17025 scope of accreditation.

Statements of conformity to specifications are based on the simple acceptance decision rule (JCGM 106:2012)

T:
F: