



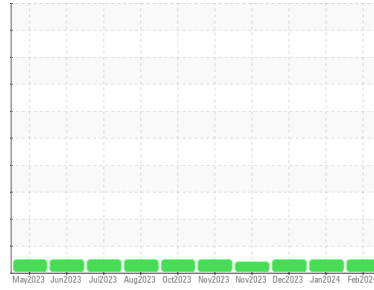
OIL ANALYSIS REPORT

Sample Rating Trend

NORMAL



Machine Id
934023
 Component
Natural Gas Engine
 Fluid
PETRO CANADA DURON GEO LD 15W40 (--- GAL)



DIAGNOSIS

Recommendation

Resample at the next service interval to monitor.

Wear

All component wear rates are normal.

Contamination

There is no indication of any contamination in the oil.

Fluid Condition

The BN result indicates that there is suitable alkalinity remaining in the oil. The condition of the oil is suitable for further service.

SAMPLE INFORMATION

	method	limit/base	current	history1	history2
Sample Number	Client Info		GFL0109850	GFL0103336	GFL0103360
Sample Date	Client Info		16 Feb 2024	23 Jan 2024	21 Dec 2023
Machine Age	hrs	Client Info	1676	1534	1384
Oil Age	hrs	Client Info	0	0	1384
Oil Changed	Client Info		Not Chngd	Not Chngd	Not Chngd
Sample Status			NORMAL	NORMAL	NORMAL

CONTAMINATION

	method	limit/base	current	history1	history2
Water	WC Method	>0.1	NEG	NEG	NEG

WEAR METALS

	method	limit/base	current	history1	history2	
Iron	ppm	ASTM D5185m	>50	10	18	10
Chromium	ppm	ASTM D5185m	>4	<1	2	<1
Nickel	ppm	ASTM D5185m	>2	0	<1	0
Titanium	ppm	ASTM D5185m		0	0	0
Silver	ppm	ASTM D5185m	>3	0	0	0
Aluminum	ppm	ASTM D5185m	>9	2	4	3
Lead	ppm	ASTM D5185m	>30	3	15	1
Copper	ppm	ASTM D5185m	>35	1	1	4
Tin	ppm	ASTM D5185m	>4	0	2	0
Vanadium	ppm	ASTM D5185m		0	0	0
Cadmium	ppm	ASTM D5185m		0	0	0

ADDITIVES

	method	limit/base	current	history1	history2	
Boron	ppm	ASTM D5185m	50	17	12	13
Barium	ppm	ASTM D5185m	5	<1	0	0
Molybdenum	ppm	ASTM D5185m	50	51	52	48
Manganese	ppm	ASTM D5185m	0	0	1	<1
Magnesium	ppm	ASTM D5185m	560	531	655	561
Calcium	ppm	ASTM D5185m	1510	1449	1869	1579
Phosphorus	ppm	ASTM D5185m	780	753	909	718
Zinc	ppm	ASTM D5185m	870	947	971	973
Sulfur	ppm	ASTM D5185m	2040	2438	2393	2435

CONTAMINANTS

	method	limit/base	current	history1	history2	
Silicon	ppm	ASTM D5185m	>+100	5	6	15
Sodium	ppm	ASTM D5185m		0	6	3
Potassium	ppm	ASTM D5185m	>20	2	0	0

INFRA-RED

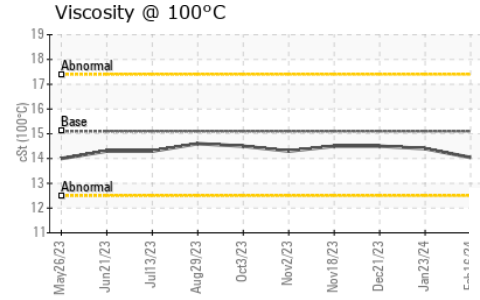
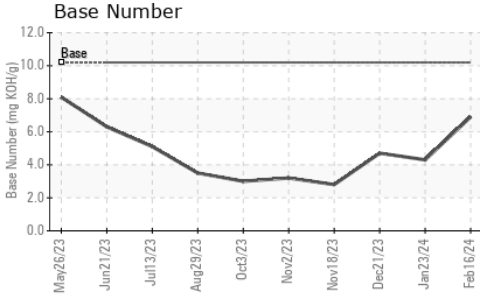
	method	limit/base	current	history1	history2	
Soot %	%	*ASTM D7844		0.1	0	0
Nitration	Abs/cm	*ASTM D7624	>20	10.6	12.6	11.0
Sulfation	Abs/.1mm	*ASTM D7415	>30	19.6	25.9	23.3

FLUID DEGRADATION

	method	limit/base	current	history1	history2	
Oxidation	Abs/.1mm	*ASTM D7414	>25	16.7	20.5	19.3
Base Number (BN)	mg KOH/g	ASTM D2896	10.2	6.9	4.3	4.7



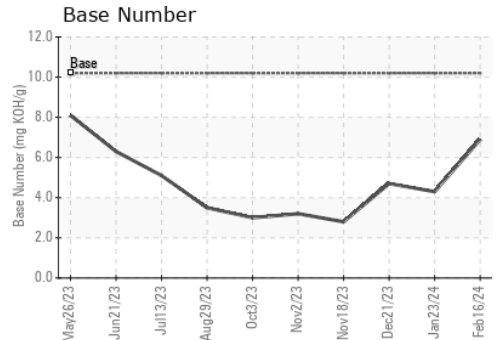
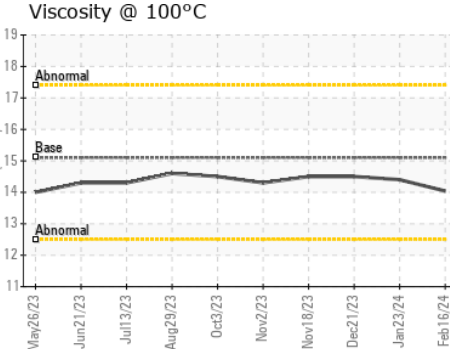
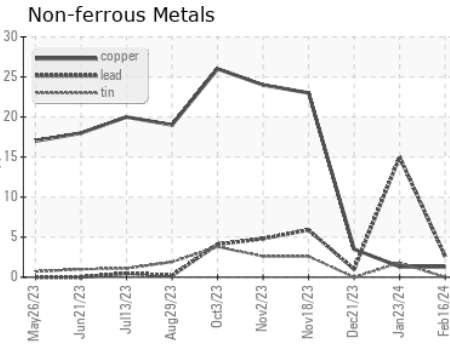
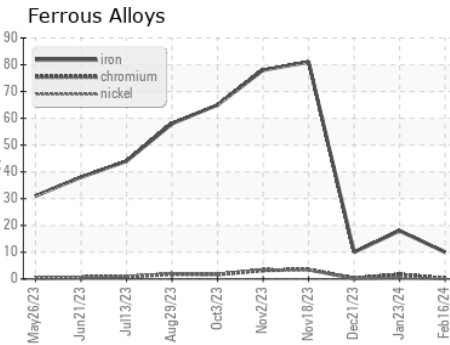
OIL ANALYSIS REPORT



VISUAL	method	limit/base	current	history1	history2
White Metal	scalar	*Visual	NONE	NONE	NONE
Yellow Metal	scalar	*Visual	NONE	NONE	NONE
Precipitate	scalar	*Visual	NONE	NONE	NONE
Silt	scalar	*Visual	NONE	NONE	NONE
Debris	scalar	*Visual	NONE	NONE	NONE
Sand/Dirt	scalar	*Visual	NONE	NONE	NONE
Appearance	scalar	*Visual	NORML	NORML	NORML
Odor	scalar	*Visual	NORML	NORML	NORML
Emulsified Water	scalar	*Visual	>0.1	NEG	NEG
Free Water	scalar	*Visual		NEG	NEG

FLUID PROPERTIES	method	limit/base	current	history1	history2
Visc @ 100°C	cSt	ASTM D445	15.1	14.4	14.5

GRAPHS



Certificate L2367

Laboratory : WearCheck USA - 501 Madison Ave., Cary, NC 27513
 Sample No. : GFL0109850
 Lab Number : 06095294
 Unique Number : 10888147
 Test Package : FLEET

Received : 21 Feb 2024
 Tested : 23 Feb 2024
 Diagnosed : 23 Feb 2024 - Wes Davis

GFL Environmental - 836 - Kansas City Hauling
 7801 East Truman Road
 Kansas City, MO
 US 64126
 Contact: Loyce Stewart
 loyce.stewart@gflenv.com

To discuss this sample report, contact Customer Service at 1-800-237-1369.

* - Denotes test methods that are outside of the ISO 17025 scope of accreditation.

Statements of conformity to specifications are based on the simple acceptance decision rule (JCGM 106:2012)

T:
F: