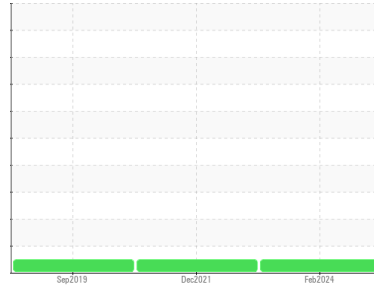


OIL ANALYSIS REPORT

Sample Rating Trend



NORMAL



Machine Id
L-2 BASE REDUCTION

Component
Gearbox
Fluid
PETRO CANADA ENDURATEX EP 150 (15 LTR)

DIAGNOSIS

Recommendation

Resample at the next service interval to monitor.

Wear

All component wear rates are normal.

Contamination

There is no indication of any contamination in the oil.

Fluid Condition

The AN level is acceptable for this fluid. The condition of the oil is suitable for further service.

SAMPLE INFORMATION

	method	limit/base	current	history1	history2
Sample Number	Client Info		PCA0030553	PCA0030567	PCA0006590
Sample Date	Client Info		16 Feb 2024	21 Dec 2021	11 Sep 2019
Machine Age	hrs	Client Info	0	0	0
Oil Age	hrs	Client Info	0	0	0
Oil Changed	Client Info		N/A	N/A	N/A
Sample Status			NORMAL	NORMAL	NORMAL

CONTAMINATION

	method	limit/base	current	history1	history2
Water	WC Method	>0.2	NEG	NEG	NEG

WEAR METALS

	method	limit/base	current	history1	history2
Iron	ppm	ASTM D5185m >200	18	27	14
Chromium	ppm	ASTM D5185m >15	<1	<1	<1
Nickel	ppm	ASTM D5185m >15	0	<1	<1
Titanium	ppm	ASTM D5185m	0	<1	0
Silver	ppm	ASTM D5185m	0	0	0
Aluminum	ppm	ASTM D5185m >25	2	4	<1
Lead	ppm	ASTM D5185m >100	0	0	<1
Copper	ppm	ASTM D5185m >200	<1	<1	<1
Tin	ppm	ASTM D5185m >25	0	<1	0
Antimony	ppm	ASTM D5185m >5	---	0	0
Vanadium	ppm	ASTM D5185m	0	0	0
Cadmium	ppm	ASTM D5185m	0	0	0

ADDITIVES

	method	limit/base	current	history1	history2
Boron	ppm	ASTM D5185m 55	75	55	55
Barium	ppm	ASTM D5185m 0	0	0	0
Molybdenum	ppm	ASTM D5185m 0	0	0	0
Manganese	ppm	ASTM D5185m 0	0	<1	<1
Magnesium	ppm	ASTM D5185m 2	<1	0	0
Calcium	ppm	ASTM D5185m 6	1	4	2
Phosphorus	ppm	ASTM D5185m 250	277	245	223
Zinc	ppm	ASTM D5185m 3	0	0	<1
Sulfur	ppm	ASTM D5185m 7500	6072	11258	9879

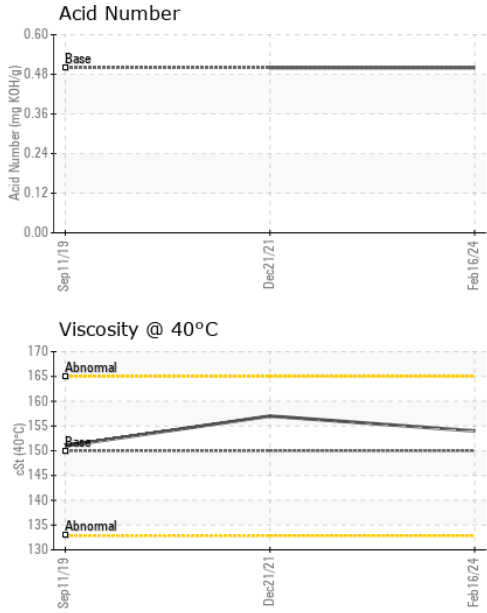
CONTAMINANTS

	method	limit/base	current	history1	history2
Silicon	ppm	ASTM D5185m >50	6	22	10
Sodium	ppm	ASTM D5185m	0	0	<1
Potassium	ppm	ASTM D5185m >20	1	<1	0

FLUID DEGRADATION

	method	limit/base	current	history1	history2
Acid Number (AN)	mg KOH/g	ASTM D8045 0.5	0.50	0.500	---


OIL ANALYSIS REPORT



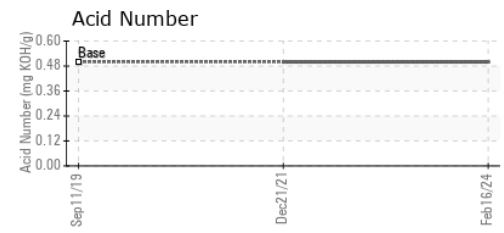
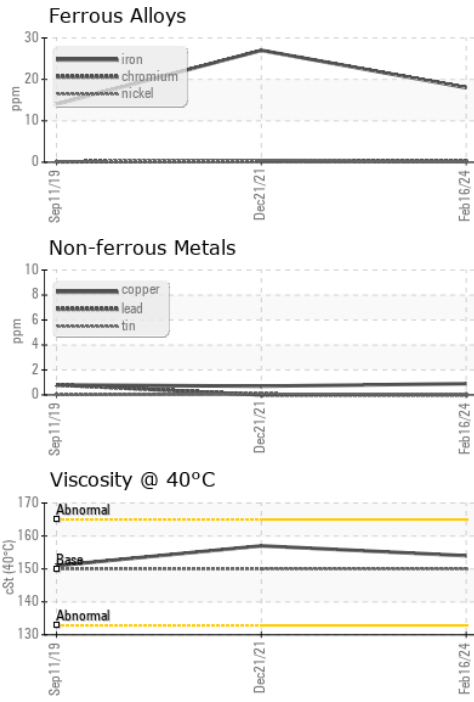
VISUAL	method	limit/base	current	history1	history2
White Metal	scalar	*Visual	NONE	NONE	NONE
Yellow Metal	scalar	*Visual	NONE	NONE	NONE
Precipitate	scalar	*Visual	NONE	NONE	NONE
Silt	scalar	*Visual	NONE	NONE	NONE
Debris	scalar	*Visual	NONE	NONE	NONE
Sand/Dirt	scalar	*Visual	NONE	NONE	NONE
Appearance	scalar	*Visual	NORML	NORML	NORML
Odor	scalar	*Visual	NORML	NORML	NORML
Emulsified Water	scalar	*Visual	>0.2	NEG	NEG
Free Water	scalar	*Visual		NEG	NEG

FLUID PROPERTIES	method	limit/base	current	history1	history2	
Visc @ 40°C	cSt	ASTM D445	150.0	154	157	151

SAMPLE IMAGES	method	limit/base	current	history1	history2
---------------	--------	------------	---------	----------	----------



GRAPHS



Laboratory : WearCheck USA - 501 Madison Ave., Cary, NC 27513
Sample No. : PCA0030553
Lab Number : 06096344
Unique Number : 10889197
Test Package : IND 2

Received : 21 Feb 2024
Tested : 22 Feb 2024
Diagnosed : 22 Feb 2024 - Wes Davis

CERTAINTED CORP
 701 E WASHINGTON ST
 JACKSON, MI
 US 49203
 Contact: SIDNEY CHAPPELL
 SIDNEY.A.CHAPPELL@SAINT-GOBAIN.COM
 T:
 F: (517)787-8974

To discuss this sample report, contact Customer Service at 1-800-237-1369.
 * - Denotes test methods that are outside of the ISO 17025 scope of accreditation.
 Statements of conformity to specifications are based on the simple acceptance decision rule (JCGM 106:2012)