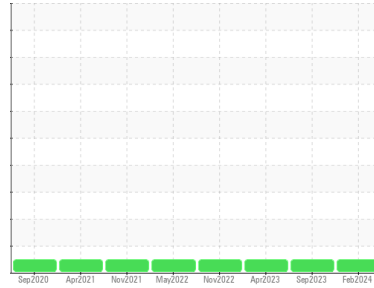


OIL ANALYSIS REPORT

Sample Rating Trend

NORMAL



Machine Id
DT711

Component
Rear Differential

Fluid
CHEVRON DELO SYNTHETIC GEAR 75W90 (--- QTS)

DIAGNOSIS

Recommendation

Resample at the next service interval to monitor.

Wear

All component wear rates are normal.

Contamination

There is no indication of any contamination in the oil.

Fluid Condition

The condition of the oil is acceptable for the time in service.

SAMPLE INFORMATION

	method	limit/base	current	history1	history2
Sample Number	Client Info		PCA0111645	PCA0101895	PCA0095283
Sample Date	Client Info		09 Feb 2024	28 Sep 2023	14 Apr 2023
Machine Age	mls	Client Info	0	0	0
Oil Age	mls	Client Info	0	0	0
Oil Changed	Client Info		N/A	N/A	N/A
Sample Status			NORMAL	NORMAL	NORMAL

CONTAMINATION

	method	limit/base	current	history1	history2
Water	WC Method	>.2	NEG	NEG	NEG

WEAR METALS

	method	limit/base	current	history1	history2
Iron	ppm	ASTM D5185m >500	53	52	104
Chromium	ppm	ASTM D5185m >10	<1	0	1
Nickel	ppm	ASTM D5185m >10	0	0	<1
Titanium	ppm	ASTM D5185m	0	0	0
Silver	ppm	ASTM D5185m	0	0	0
Aluminum	ppm	ASTM D5185m >25	<1	0	1
Lead	ppm	ASTM D5185m >25	0	0	0
Copper	ppm	ASTM D5185m >100	<1	0	0
Tin	ppm	ASTM D5185m >10	<1	0	0
Vanadium	ppm	ASTM D5185m	0	0	0
Cadmium	ppm	ASTM D5185m	0	0	0

ADDITIVES

	method	limit/base	current	history1	history2
Boron	ppm	ASTM D5185m	220	229	226
Barium	ppm	ASTM D5185m	1	0	0
Molybdenum	ppm	ASTM D5185m	18	19	2
Manganese	ppm	ASTM D5185m	1	1	4
Magnesium	ppm	ASTM D5185m	89	97	12
Calcium	ppm	ASTM D5185m	122	195	30
Phosphorus	ppm	ASTM D5185m	1255	1280	1373
Zinc	ppm	ASTM D5185m	136	159	27
Sulfur	ppm	ASTM D5185m	19849	21174	27856

CONTAMINANTS

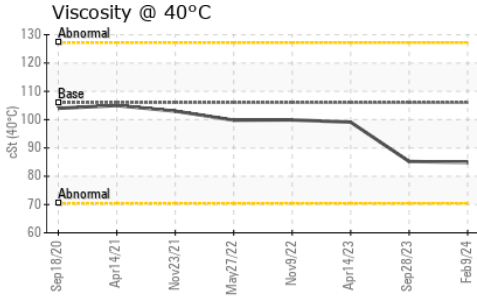
	method	limit/base	current	history1	history2
Silicon	ppm	ASTM D5185m >75	6	6	11
Sodium	ppm	ASTM D5185m	3	2	4
Potassium	ppm	ASTM D5185m >20	2	0	<1

VISUAL

	method	limit/base	current	history1	history2
White Metal	scalar	*Visual NONE	NONE	NONE	NONE
Yellow Metal	scalar	*Visual NONE	NONE	NONE	NONE
Precipitate	scalar	*Visual NONE	NONE	NONE	NONE
Silt	scalar	*Visual NONE	NONE	NONE	NONE
Debris	scalar	*Visual NONE	NONE	NONE	NONE
Sand/Dirt	scalar	*Visual NONE	NONE	NONE	NONE
Appearance	scalar	*Visual NORML	NORML	NORML	NORML
Odor	scalar	*Visual NORML	NORML	NORML	NORML
Emulsified Water	scalar	*Visual >.2	NEG	NEG	NEG
Free Water	scalar	*Visual	NEG	NEG	NEG



OIL ANALYSIS REPORT



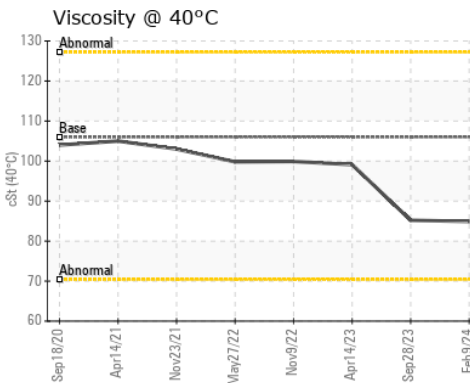
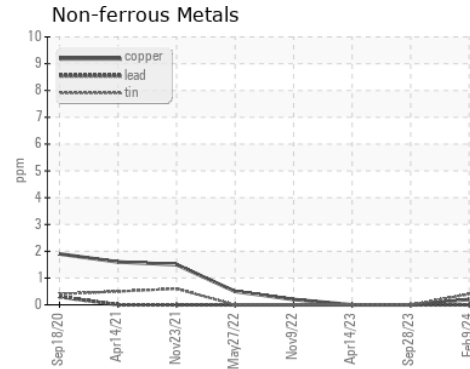
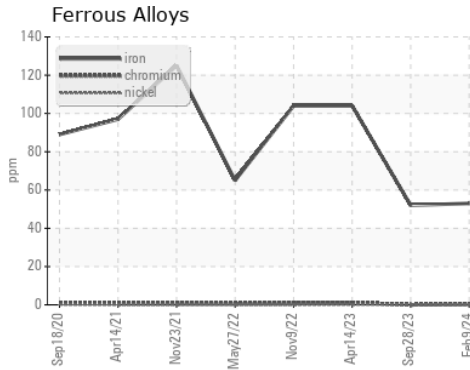
FLUID PROPERTIES

method	limit/base	current	history1	history2
Visc @ 40°C	cSt ASTM D445 106	84.9	85.2	99.1

SAMPLE IMAGES

method	limit/base	current	history1	history2
Color		no image	no image	no image
Bottom		no image	no image	no image

GRAPHS



Certificate L2367

Laboratory : WearCheck USA - 501 Madison Ave., Cary, NC 27513
Sample No. : PCA0111645
Lab Number : **06096503**
Unique Number : 10889356
Test Package : FLEET

Received : 21 Feb 2024
Tested : 22 Feb 2024
Diagnosed : 22 Feb 2024 - Wes Davis

NW WHITE & CO - BEAUFORT DIVISION
 1491 YENMASSEE HIGHWAY
 VARNVILLE, SC
 US 29944
 Contact: VINCENT BULLOCK
 bullockvince514@gmail.com

To discuss this sample report, contact Customer Service at 1-800-237-1369.

* - Denotes test methods that are outside of the ISO 17025 scope of accreditation.

Statements of conformity to specifications are based on the simple acceptance decision rule (JCGM 106:2012)

T:
F: