



OIL ANALYSIS REPORT

Sample Rating Trend

NORMAL

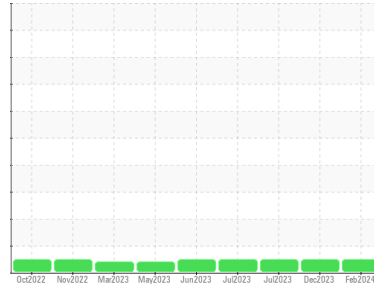


Area
(DQS270)

Machine Id
3695

Component
Transmission (Auto)

Fluid
PETRO CANADA DuraDrive HD Synthetic 668 (--- GAL)



DIAGNOSIS

Recommendation

Resample at the next service interval to monitor.

Wear

All component wear rates are normal.

Contamination

There is no indication of any contamination in the fluid.

Fluid Condition

The condition of the fluid is acceptable for the time in service.

SAMPLE INFORMATION

| | method | limit/base | current | history1 | history2 |
|---------------|-------------|-------------|--------------------|-------------|-------------|
| Sample Number | Client Info | | GFL0112285 | GFL0101243 | GFL0086108 |
| Sample Date | Client Info | | 21 Feb 2024 | 04 Dec 2023 | 25 Jul 2023 |
| Machine Age | hrs | Client Info | 1956 | 1839 | 17215 |
| Oil Age | hrs | Client Info | 117 | 932 | 1432 |
| Oil Changed | Client Info | | Not Chngd | Changed | Not Chngd |
| Sample Status | | | NORMAL | NORMAL | NORMAL |

CONTAMINATION

| | method | limit/base | current | history1 | history2 |
|-------|-----------|------------|------------|----------|----------|
| Water | WC Method | >0.1 | NEG | NEG | NEG |

WEAR METALS

| | method | limit/base | current | history1 | history2 |
|----------|--------|------------------|--------------|----------|----------|
| Iron | ppm | ASTM D5185m >160 | 91 | 106 | 101 |
| Chromium | ppm | ASTM D5185m >5 | <1 | <1 | <1 |
| Nickel | ppm | ASTM D5185m >5 | 0 | <1 | 0 |
| Titanium | ppm | ASTM D5185m | 0 | 0 | 0 |
| Silver | ppm | ASTM D5185m >5 | 0 | 0 | 0 |
| Aluminum | ppm | ASTM D5185m >50 | 10 | 11 | 12 |
| Lead | ppm | ASTM D5185m >50 | 1 | 1 | 0 |
| Copper | ppm | ASTM D5185m >225 | 7 | 8 | 7 |
| Tin | ppm | ASTM D5185m >10 | 2 | <1 | <1 |
| Vanadium | ppm | ASTM D5185m | 0 | 0 | 0 |
| Cadmium | ppm | ASTM D5185m | 0 | 0 | 0 |

ADDITIVES

| | method | limit/base | current | history1 | history2 |
|------------|--------|-------------|-------------|----------|----------|
| Boron | ppm | ASTM D5185m | 55 | 56 | 57 |
| Barium | ppm | ASTM D5185m | 0 | 0 | 0 |
| Molybdenum | ppm | ASTM D5185m | 0 | <1 | <1 |
| Manganese | ppm | ASTM D5185m | 1 | 1 | 2 |
| Magnesium | ppm | ASTM D5185m | 0 | 2 | 2 |
| Calcium | ppm | ASTM D5185m | 125 | 136 | 140 |
| Phosphorus | ppm | ASTM D5185m | 200 | 211 | 227 |
| Zinc | ppm | ASTM D5185m | 0 | 0 | 3 |
| Sulfur | ppm | ASTM D5185m | 1563 | 1746 | 2002 |

CONTAMINANTS

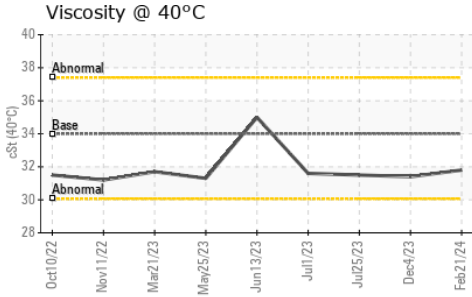
| | method | limit/base | current | history1 | history2 |
|-----------|--------|-----------------|-----------|----------|----------|
| Silicon | ppm | ASTM D5185m >20 | 11 | 12 | 13 |
| Sodium | ppm | ASTM D5185m | 4 | 2 | 5 |
| Potassium | ppm | ASTM D5185m >20 | 0 | 2 | 1 |

VISUAL

| | method | limit/base | current | history1 | history2 |
|------------------|--------|---------------|--------------|----------|----------|
| White Metal | scalar | *Visual NONE | NONE | NONE | NONE |
| Yellow Metal | scalar | *Visual NONE | NONE | NONE | NONE |
| Precipitate | scalar | *Visual NONE | NONE | NONE | NONE |
| Silt | scalar | *Visual NONE | NONE | NONE | NONE |
| Debris | scalar | *Visual NONE | NONE | NONE | NONE |
| Sand/Dirt | scalar | *Visual NONE | NONE | NONE | NONE |
| Appearance | scalar | *Visual NORML | NORML | NORML | NORML |
| Odor | scalar | *Visual NORML | NORML | NORML | NORML |
| Emulsified Water | scalar | *Visual >0.1 | NEG | NEG | NEG |
| Free Water | scalar | *Visual | NEG | NEG | NEG |



OIL ANALYSIS REPORT

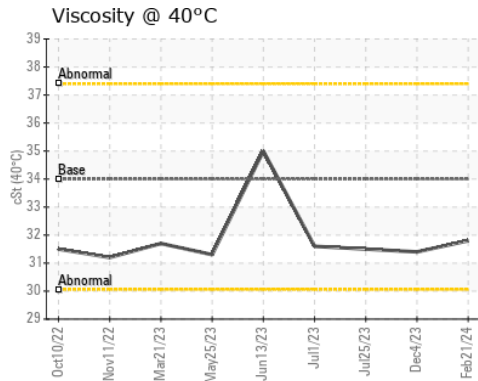
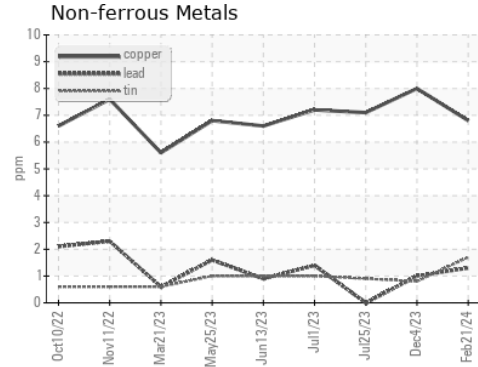
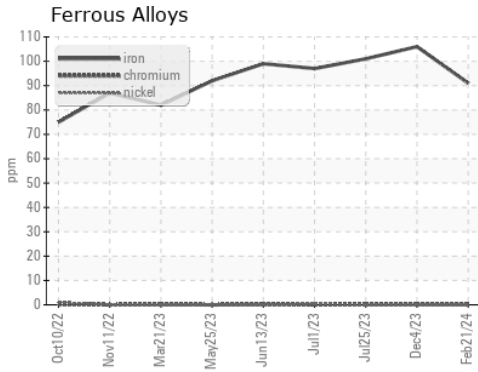


| FLUID PROPERTIES | method | limit/base | current | history1 | history2 |
|------------------|--------|--------------|-------------|----------|----------|
| Visc @ 40°C | cSt | ASTM D445 34 | 31.8 | 31.4 | 31.5 |

| SAMPLE IMAGES | method | limit/base | current | history1 | history2 |
|---------------|--------|------------|---------|----------|----------|
|---------------|--------|------------|---------|----------|----------|

| | | | | | |
|--------|--|--|----------|----------|----------|
| Color | | | no image | no image | no image |
| Bottom | | | no image | no image | no image |

GRAPHS



Certificate L2367

Laboratory : WearCheck USA - 501 Madison Ave., Cary, NC 27513
Sample No. : GFL0112285
Lab Number : 06097323
Unique Number : 10890176
Test Package : FLEET

Received : 22 Feb 2024
Tested : 23 Feb 2024
Diagnosed : 23 Feb 2024 - Wes Davis

GFL Environmental - 010 - Stockbridge
 1280 Rum Creek Parkway
 Stockbridge, GA
 US 30281
 Contact: JOSHUA TINKER
 joshuatinker@gflenv.com

To discuss this sample report, contact Customer Service at 1-800-237-1369.

* - Denotes test methods that are outside of the ISO 17025 scope of accreditation.

Statements of conformity to specifications are based on the simple acceptance decision rule (JCGM 106:2012)

T:
F: