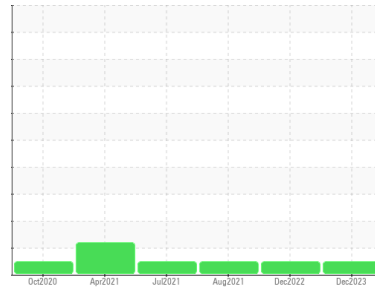


OIL ANALYSIS REPORT

Sample Rating Trend



NORMAL



Machine Id
T299
 Component
Transmission (Auto)
 Fluid
COGNIS EMGARD 2805 ATF (--- QTS)

DIAGNOSIS

Recommendation

Resample at the next service interval to monitor.

Wear

All component wear rates are normal.

Contamination

There is no indication of any contamination in the oil.

Fluid Condition

The condition of the oil is acceptable for the time in service.

SAMPLE INFORMATION		method	limit/base	current	history1	history2
Sample Number	Client Info			PCA0089184	PCA0080934	PCA0045176
Sample Date	Client Info			29 Dec 2023	16 Dec 2022	27 Aug 2021
Machine Age	mls Client Info			266117	197437	0
Oil Age	mls Client Info			68680	105388	0
Oil Changed	Client Info			Changed	Changed	Changed
Sample Status				NORMAL	NORMAL	NORMAL

CONTAMINATION		method	limit/base	current	history1	history2
Water	WC Method		>0.1	NEG	NEG	NEG

WEAR METALS		method	limit/base	current	history1	history2
Iron	ppm	ASTM D5185m	>160	47	60	49
Chromium	ppm	ASTM D5185m	>5	<1	0	0
Nickel	ppm	ASTM D5185m	>5	<1	0	<1
Titanium	ppm	ASTM D5185m		0	0	0
Silver	ppm	ASTM D5185m	>5	0	0	0
Aluminum	ppm	ASTM D5185m	>50	15	18	16
Lead	ppm	ASTM D5185m	>50	31	58	44
Copper	ppm	ASTM D5185m	>225	36	42	11
Tin	ppm	ASTM D5185m	>10	2	3	3
Antimony	ppm	ASTM D5185m		---	---	0
Vanadium	ppm	ASTM D5185m		0	0	0
Cadmium	ppm	ASTM D5185m		0	0	0

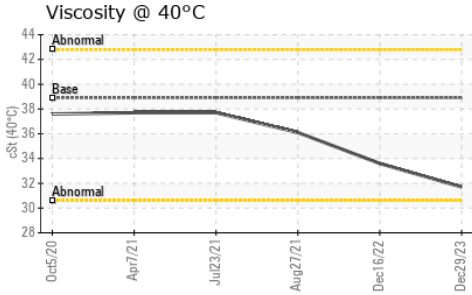
ADDITIVES		method	limit/base	current	history1	history2
Boron	ppm	ASTM D5185m		107	187	177
Barium	ppm	ASTM D5185m		0	1	0
Molybdenum	ppm	ASTM D5185m		0	0	<1
Manganese	ppm	ASTM D5185m		<1	<1	<1
Magnesium	ppm	ASTM D5185m		1	<1	<1
Calcium	ppm	ASTM D5185m		125	146	108
Phosphorus	ppm	ASTM D5185m		273	430	388
Zinc	ppm	ASTM D5185m		20	29	29
Sulfur	ppm	ASTM D5185m		975	2469	1631

CONTAMINANTS		method	limit/base	current	history1	history2
Silicon	ppm	ASTM D5185m	>20	4	4	3
Sodium	ppm	ASTM D5185m		5	5	7
Potassium	ppm	ASTM D5185m	>20	1	2	1

VISUAL		method	limit/base	current	history1	history2
White Metal	scalar	*Visual	NONE	NONE	NONE	VLITE
Yellow Metal	scalar	*Visual	NONE	NONE	NONE	NONE
Precipitate	scalar	*Visual	NONE	NONE	NONE	NONE
Silt	scalar	*Visual	NONE	NONE	NONE	NONE
Debris	scalar	*Visual	NONE	NONE	NONE	NONE
Sand/Dirt	scalar	*Visual	NONE	NONE	NONE	NONE
Appearance	scalar	*Visual	NORML	NORML	NORML	NORML
Odor	scalar	*Visual	NORML	NORML	NORML	NORML
Emulsified Water	scalar	*Visual	>0.1	NEG	NEG	NEG
Free Water	scalar	*Visual		NEG	NEG	NEG



OIL ANALYSIS REPORT



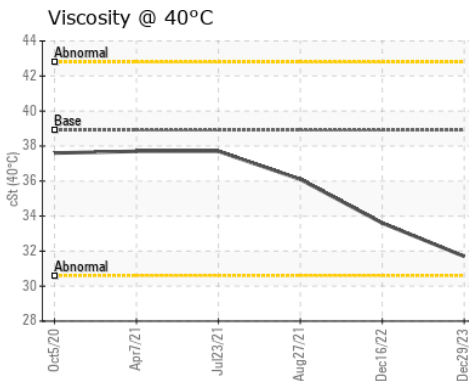
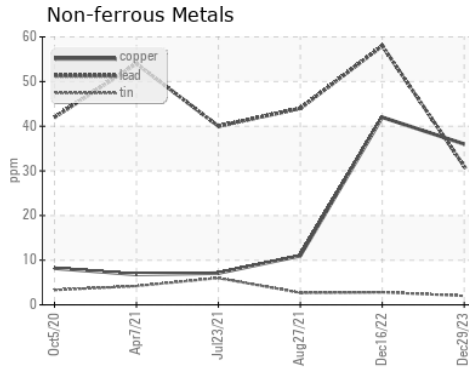
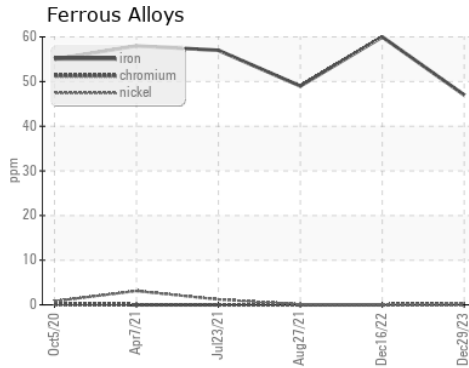
FLUID PROPERTIES

method	limit/base	current	history1	history2	
Visc @ 40°C	cSt ASTM D445	38.9	31.7	33.6	36.1

SAMPLE IMAGES

method	limit/base	current	history1	history2	
Color			no image	no image	no image
Bottom			no image	no image	no image

GRAPHS



Certificate L2367

Laboratory : WearCheck USA - 501 Madison Ave., Cary, NC 27513
Sample No. : PCA0089184
Lab Number : 06104679
Unique Number : 10902909
Test Package : FLEET

Received : 29 Feb 2024
Tested : 01 Mar 2024
Diagnosed : 04 Mar 2024 - Don Baldrige

NW WHITE & CO - GREER DIVISION
 1060 ROGERS BRIDGE RD
 DUNCAN, SC
 US 29334

Contact: Matt Quinlan
 mquinlan@nwwhite.com
 T: (864)905-8506

To discuss this sample report, contact Customer Service at 1-800-237-1369.

* - Denotes test methods that are outside of the ISO 17025 scope of accreditation.

Statements of conformity to specifications are based on the simple acceptance decision rule (JCGM 106:2012)

F: