



OIL ANALYSIS REPORT

Sample Rating Trend

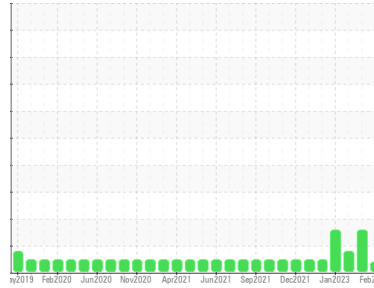
VIS DEBRIS

Area
(YA149605)

Machine Id
3840C

Component
Natural Gas Engine

Fluid
CHEVRON DELO 400 NG (5 GAL)



DIAGNOSIS

Recommendation

No corrective action is recommended at this time. Resample at the next service interval to monitor.

Wear

All component wear rates are normal.

Contamination

Moderate concentration of visible dirt/debris present in the oil.

Fluid Condition

The BN result indicates that there is suitable alkalinity remaining in the oil. The condition of the oil is suitable for further service.

SAMPLE INFORMATION

	method	limit/base	current	history1	history2
Sample Number	Client Info		GFL0109749	GFL0092661	GFL0072429
Sample Date	Client Info		22 Feb 2024	15 Nov 2023	26 May 2023
Machine Age	hrs	Client Info	38406	2449	2449
Oil Age	hrs	Client Info	0	652	762
Oil Changed	Client Info		N/A	Changed	Changed
Sample Status			ABNORMAL	ABNORMAL	ABNORMAL

CONTAMINATION

	method	limit/base	current	history1	history2
Water	WC Method	>0.1	NEG	NEG	NEG

WEAR METALS

	method	limit/base	current	history1	history2
Iron	ppm	ASTM D5185m >50	8	36	17
Chromium	ppm	ASTM D5185m >4	<1	4	2
Nickel	ppm	ASTM D5185m >2	<1	<1	<1
Titanium	ppm	ASTM D5185m	<1	<1	<1
Silver	ppm	ASTM D5185m >3	<1	0	0
Aluminum	ppm	ASTM D5185m >9	4	▲ 20	▲ 18
Lead	ppm	ASTM D5185m >30	<1	▲ 30	18
Copper	ppm	ASTM D5185m >35	<1	6	5
Tin	ppm	ASTM D5185m >4	<1	2	<1
Vanadium	ppm	ASTM D5185m	<1	0	0
Cadmium	ppm	ASTM D5185m	<1	0	0

ADDITIVES

	method	limit/base	current	history1	history2
Boron	ppm	ASTM D5185m	39	10	24
Barium	ppm	ASTM D5185m	0	0	0
Molybdenum	ppm	ASTM D5185m	49	54	55
Manganese	ppm	ASTM D5185m	<1	1	<1
Magnesium	ppm	ASTM D5185m	661	653	751
Calcium	ppm	ASTM D5185m	1484	1520	1419
Phosphorus	ppm	ASTM D5185m 800	905	810	892
Zinc	ppm	ASTM D5185m 880	1059	1008	1134
Sulfur	ppm	ASTM D5185m	2859	2283	3390

CONTAMINANTS

	method	limit/base	current	history1	history2
Silicon	ppm	ASTM D5185m >+100	8	19	19
Sodium	ppm	ASTM D5185m	2	9	5
Potassium	ppm	ASTM D5185m >20	<1	3	2

INFRA-RED

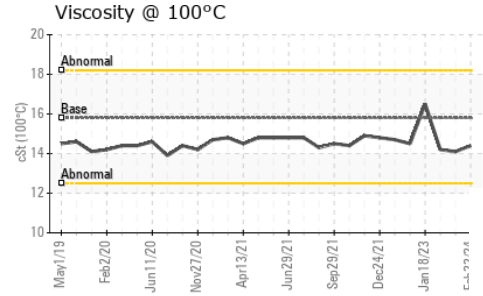
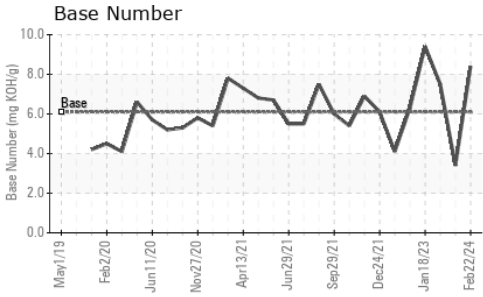
	method	limit/base	current	history1	history2
Soot %	%	*ASTM D7844	0	0.1	0.1
Nitration	Abs/cm	*ASTM D7624 >20	7.0	13.0	7.7
Sulfation	Abs/.1mm	*ASTM D7415 >30	18.4	27.1	19.5

FLUID DEGRADATION

	method	limit/base	current	history1	history2
Oxidation	Abs/.1mm	*ASTM D7414 >25	15.7	23.9	15.4
Base Number (BN)	mg KOH/g	ASTM D2896 6.1	8.4	3.4	7.5



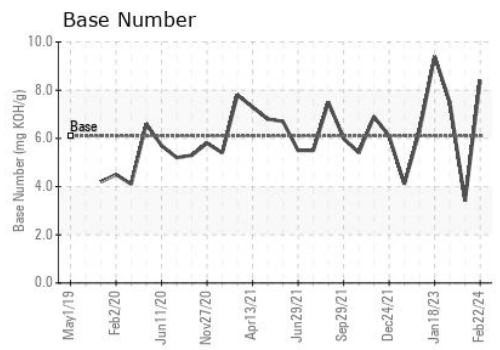
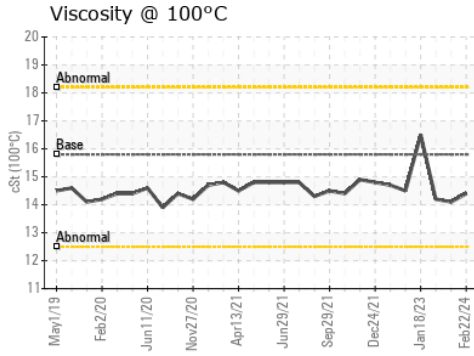
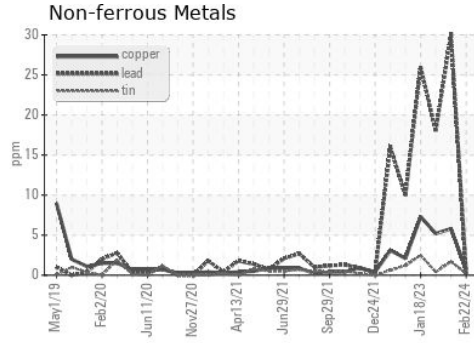
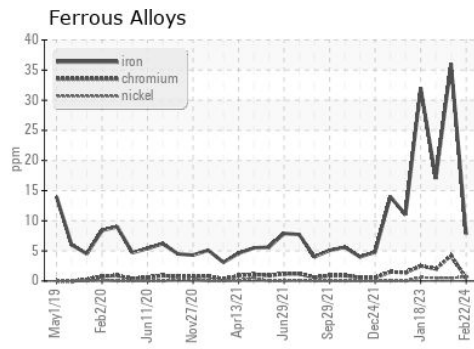
OIL ANALYSIS REPORT



VISUAL	method	limit/base	current	history1	history2
White Metal	scalar	*Visual	NONE	NONE	NONE
Yellow Metal	scalar	*Visual	NONE	NONE	NONE
Precipitate	scalar	*Visual	NONE	NONE	NONE
Silt	scalar	*Visual	NONE	NONE	NONE
Debris	scalar	*Visual	NONE	▲ MODER	NONE
Sand/Dirt	scalar	*Visual	NONE	NONE	NONE
Appearance	scalar	*Visual	NORML	NORML	NORML
Odor	scalar	*Visual	NORML	NORML	NORML
Emulsified Water	scalar	*Visual	>0.1	NEG	NEG
Free Water	scalar	*Visual		NEG	NEG

FLUID PROPERTIES	method	limit/base	current	history1	history2	
Visc @ 100°C	cSt	ASTM D445	15.8	14.4	14.1	14.2

GRAPHS



Laboratory : WearCheck USA - 501 Madison Ave., Cary, NC 27513
Sample No. : GFL0109749 **Received** : 04 Mar 2024
Lab Number : **06107041** **Tested** : 04 Mar 2024
Unique Number : 10910538 **Diagnosed** : 06 Mar 2024 - Jonathan Hester
Test Package : FLEET

GFL Environmental - 005 - Wilson/Tri-East(CNG)
 2810 Contentnea Road S
 Wilson, NC
 US 27893-8501
 Contact: SPENCER LIGGON
 spencer.liggon@gflenv.com
 T: (800)207-6618
 F:

To discuss this sample report, contact Customer Service at 1-800-237-1369.
 * - Denotes test methods that are outside of the ISO 17025 scope of accreditation.
 Statements of conformity to specifications are based on the simple acceptance decision rule (JCGM 106:2012)