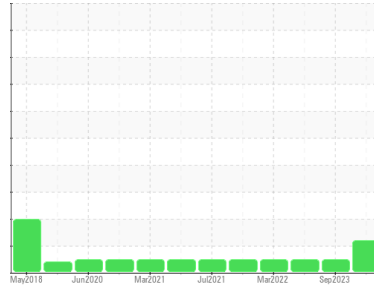


OIL ANALYSIS REPORT



Area
KEMP QUARRIES / HULBERT
Machine Id
OHT097
Component
Right Final Drive
Fluid
MOBIL MOBILTRANS HD 50 (--- GAL)

Sample Rating Trend



VISCOSITY



DIAGNOSIS

Recommendation

Resample at the next service interval to monitor.

Wear

All component wear rates are normal.

Contamination

There is no indication of any contamination in the oil.

Fluid Condition

The oil viscosity is lower than normal. This plus the additive levels indicates the addition of a different brand, or type of oil. Confirm oil type.

SAMPLE INFORMATION

	method	limit/base	current	history1	history2
Sample Number	Client Info		PCA0109179	PCA0086796	PCA0061846
Sample Date	Client Info		10 Feb 2024	29 Sep 2023	02 Dec 2022
Machine Age	hrs	Client Info	35540	35032	34585
Oil Age	hrs	Client Info	0	34585	0
Oil Changed	Client Info		Not Chngd	Changed	Not Chngd
Sample Status			ATTENTION	NORMAL	NORMAL

CONTAMINATION

	method	limit/base	current	history1	history2
Water	WC Method	>0.2	NEG	NEG	NEG

WEAR METALS

	method	limit/base	current	history1	history2
Iron	ppm	ASTM D5185m >800	59	147	173
Chromium	ppm	ASTM D5185m >10	<1	<1	1
Nickel	ppm	ASTM D5185m >5	<1	2	<1
Titanium	ppm	ASTM D5185m >15	<1	<1	<1
Silver	ppm	ASTM D5185m >2	0	0	0
Aluminum	ppm	ASTM D5185m >75	2	2	3
Lead	ppm	ASTM D5185m >10	0	<1	<1
Copper	ppm	ASTM D5185m >75	4	7	7
Tin	ppm	ASTM D5185m >8	0	<1	<1
Vanadium	ppm	ASTM D5185m	0	0	0
Cadmium	ppm	ASTM D5185m	0	<1	0

ADDITIVES

	method	limit/base	current	history1	history2
Boron	ppm	ASTM D5185m	28	65	80
Barium	ppm	ASTM D5185m	0	9	0
Molybdenum	ppm	ASTM D5185m	4	8	4
Manganese	ppm	ASTM D5185m	0	1	2
Magnesium	ppm	ASTM D5185m	69	96	47
Calcium	ppm	ASTM D5185m	1675	237	193
Phosphorus	ppm	ASTM D5185m	838	650	696
Zinc	ppm	ASTM D5185m	884	373	275
Sulfur	ppm	ASTM D5185m	5470	11050	15453

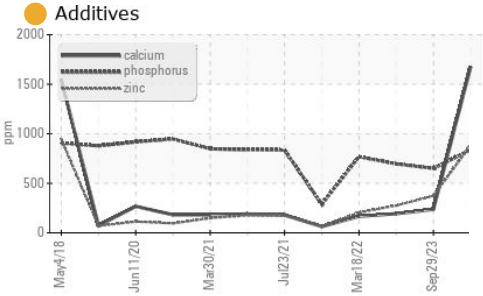
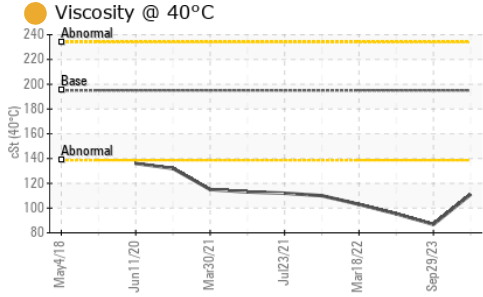
CONTAMINANTS

	method	limit/base	current	history1	history2
Silicon	ppm	ASTM D5185m >400	15	24	28
Sodium	ppm	ASTM D5185m	1	0	<1
Potassium	ppm	ASTM D5185m >20	1	2	<1

VISUAL

	method	limit/base	current	history1	history2
White Metal	scalar	*Visual NONE	NONE	NONE	NONE
Yellow Metal	scalar	*Visual NONE	NONE	NONE	NONE
Precipitate	scalar	*Visual NONE	NONE	NONE	NONE
Silt	scalar	*Visual NONE	NONE	NONE	NONE
Debris	scalar	*Visual NONE	NONE	NONE	NONE
Sand/Dirt	scalar	*Visual NONE	NONE	NONE	NONE
Appearance	scalar	*Visual NORML	NORML	NORML	NORML
Odor	scalar	*Visual NORML	NORML	NORML	NORML
Emulsified Water	scalar	*Visual >0.2	NEG	NEG	NEG
Free Water	scalar	*Visual	NEG	NEG	NEG

OIL ANALYSIS REPORT



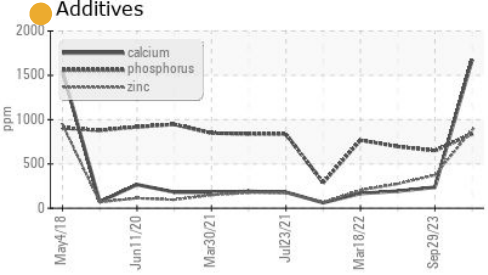
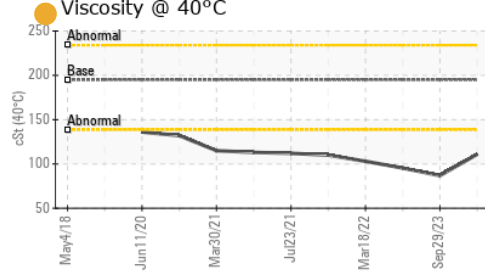
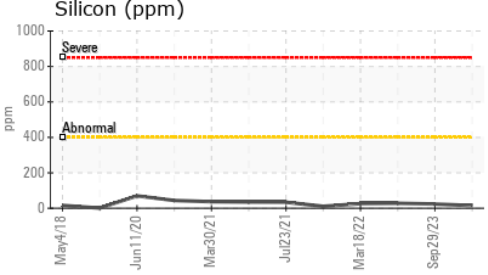
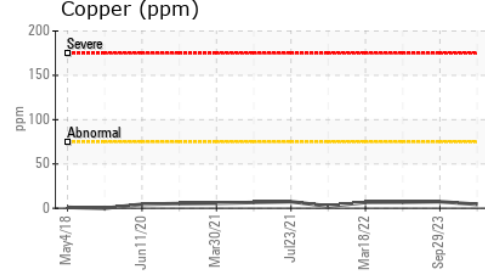
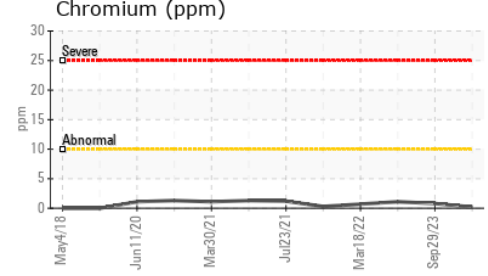
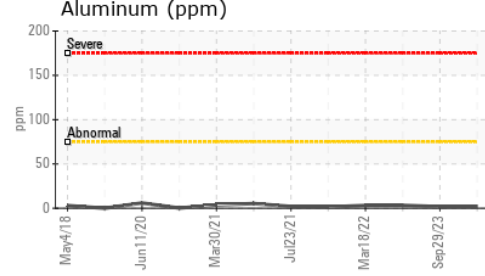
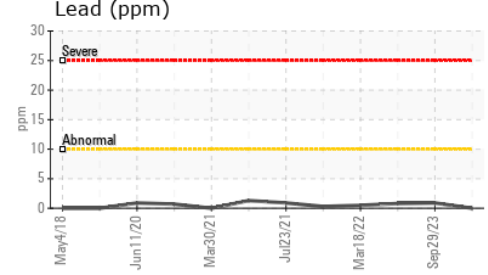
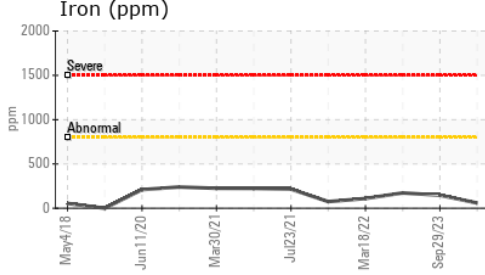
FLUID PROPERTIES

method	limit/base	current	history1	history2
Visc @ 40°C	cSt ASTM D445	● 111	86.8	95.4

SAMPLE IMAGES

method	limit/base	current	history1	history2
Color		no image	no image	no image
Bottom		no image	no image	no image

GRAPHS



Certificate L2367

Laboratory : WearCheck USA - 501 Madison Ave., Cary, NC 27513
Sample No. : PCA0109179
Lab Number : 06108319
Unique Number : 10911816
Test Package : MOB 1

Received : 04 Mar 2024
Tested : 05 Mar 2024
Diagnosed : 06 Mar 2024 - Sean Felton

Kemp Quarries - Kemp Stone - Hulbert
 17801 Hwy 80
 Hulbert, OK
 US 74441

To discuss this sample report, contact Customer Service at 1-800-237-1369.

* - Denotes test methods that are outside of the ISO 17025 scope of accreditation.

Statements of conformity to specifications are based on the simple acceptance decision rule (JCGM 106:2012)

Contact: hulbert@kempstone.com

T:
F: