



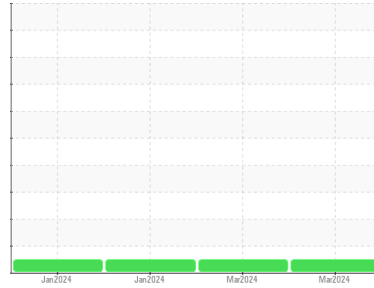
OIL ANALYSIS REPORT

Sample Rating Trend

NORMAL



Machine Id
934034
Component
Natural Gas Engine
Fluid
{not provided} (--- GAL)



DIAGNOSIS

Recommendation

Resample at the next service interval to monitor. Please specify the brand, type, and viscosity of the oil on your next sample.

Wear

All component wear rates are normal.

Contamination

There is no indication of any contamination in the oil.

Fluid Condition

The BN result indicates that there is suitable alkalinity remaining in the oil. The condition of the oil is suitable for further service.

SAMPLE INFORMATION

	method	limit/base	current	history1	history2
Sample Number	Client Info		GFL0111838	GFL0111839	GFL0108311
Sample Date	Client Info		04 Mar 2024	01 Mar 2024	24 Jan 2024
Machine Age	hrs	Client Info	98201	586	440
Oil Age	hrs	Client Info	0	586	440
Oil Changed	Client Info		N/A	Not Changd	Not Changd
Sample Status			NORMAL	NORMAL	NORMAL

CONTAMINATION

	method	limit/base	current	history1	history2
Water	WC Method	>0.1	NEG	NEG	NEG

WEAR METALS

	method	limit/base	current	history1	history2
Iron	ppm	ASTM D5185m >50	42	61	37
Chromium	ppm	ASTM D5185m >4	<1	<1	<1
Nickel	ppm	ASTM D5185m >2	<1	1	<1
Titanium	ppm	ASTM D5185m	0	0	0
Silver	ppm	ASTM D5185m >3	0	<1	0
Aluminum	ppm	ASTM D5185m >9	3	7	2
Lead	ppm	ASTM D5185m >30	0	<1	1
Copper	ppm	ASTM D5185m >35	14	11	17
Tin	ppm	ASTM D5185m >4	<1	1	<1
Vanadium	ppm	ASTM D5185m	0	0	0
Cadmium	ppm	ASTM D5185m	0	0	0

ADDITIVES

	method	limit/base	current	history1	history2
Boron	ppm	ASTM D5185m	6	5	6
Barium	ppm	ASTM D5185m	4	6	2
Molybdenum	ppm	ASTM D5185m	52	56	52
Manganese	ppm	ASTM D5185m	10	15	9
Magnesium	ppm	ASTM D5185m	800	799	820
Calcium	ppm	ASTM D5185m	1183	1158	1253
Phosphorus	ppm	ASTM D5185m	679	746	704
Zinc	ppm	ASTM D5185m	886	932	952
Sulfur	ppm	ASTM D5185m	1950	2035	2398

CONTAMINANTS

	method	limit/base	current	history1	history2
Silicon	ppm	ASTM D5185m >+100	31	30	32
Sodium	ppm	ASTM D5185m	3	4	4
Potassium	ppm	ASTM D5185m >20	3	19	3

INFRA-RED

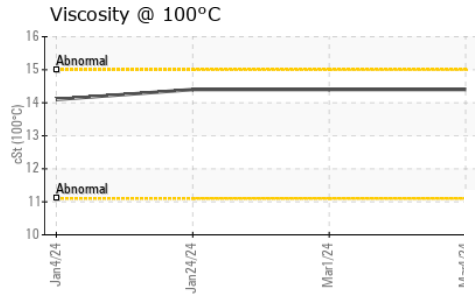
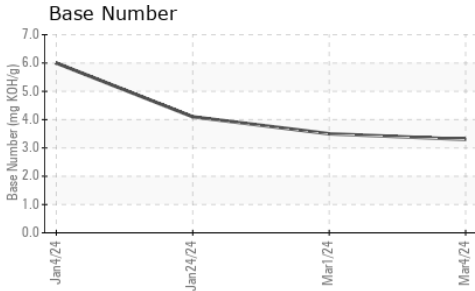
	method	limit/base	current	history1	history2
Soot %	%	*ASTM D7844	0	0	0
Nitration	Abs/cm	*ASTM D7624 >20	12.8	12.6	12.2
Sulfation	Abs/.1mm	*ASTM D7415 >30	23.8	24.9	22.0

FLUID DEGRADATION

	method	limit/base	current	history1	history2
Oxidation	Abs/.1mm	*ASTM D7414 >25	21.8	22.7	20.3
Base Number (BN)	mg KOH/g	ASTM D2896	3.3	3.5	4.1



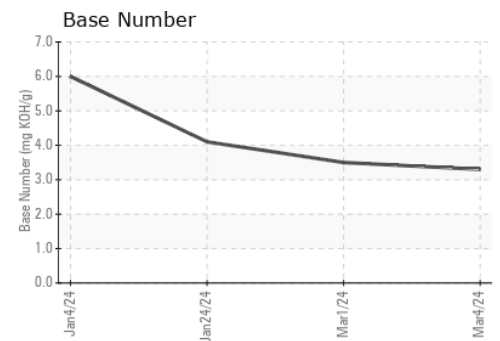
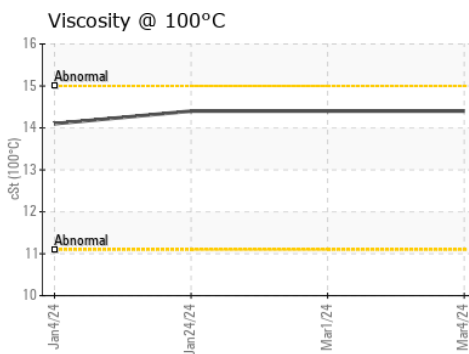
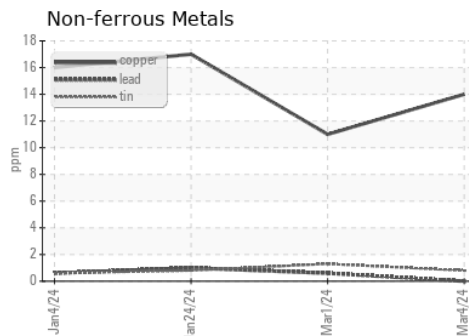
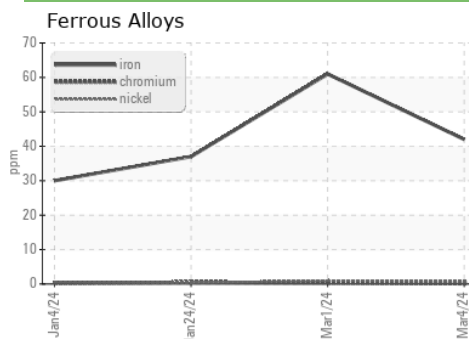
OIL ANALYSIS REPORT



PARAMETER	method	limit/base	current	history1	history2
White Metal	scalar	*Visual	NONE	NONE	NONE
Yellow Metal	scalar	*Visual	NONE	NONE	NONE
Precipitate	scalar	*Visual	NONE	NONE	NONE
Silt	scalar	*Visual	NONE	NONE	NONE
Debris	scalar	*Visual	NONE	NONE	NONE
Sand/Dirt	scalar	*Visual	NONE	NONE	NONE
Appearance	scalar	*Visual	NORML	NORML	NORML
Odor	scalar	*Visual	NORML	NORML	NORML
Emulsified Water	scalar	*Visual	>0.1	NEG	NEG
Free Water	scalar	*Visual		NEG	NEG

FLUID PROPERTIES	method	limit/base	current	history1	history2
Visc @ 100°C	cSt	ASTM D445	14.4	14.4	14.4

GRAPHS



Certificate L2367

Laboratory : WearCheck USA - 501 Madison Ave., Cary, NC 27513
 Sample No. : GFL0111838
 Lab Number : 06109237
 Unique Number : 10912734
 Test Package : FLEET

Received : 05 Mar 2024
 Tested : 06 Mar 2024
 Diagnosed : 06 Mar 2024 - Wes Davis

GFL Environmental - 652 - Fredericksburg Hauling
 10954 Houser Drive
 Fredericksburg, VA
 US 22408
 Contact: WILLIAM MILO
 wmilo@gflenv.com

To discuss this sample report, contact Customer Service at 1-800-237-1369.

* - Denotes test methods that are outside of the ISO 17025 scope of accreditation.

Statements of conformity to specifications are based on the simple acceptance decision rule (JCGM 106:2012)

T:
F: