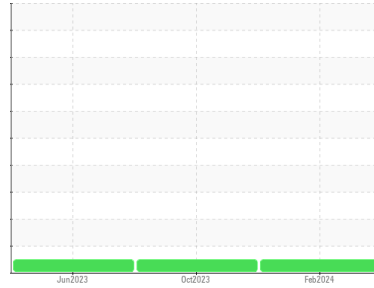


OIL ANALYSIS REPORT

Sample Rating Trend

NORMAL



Area
(AT644T) Supermarket - Tractor
Machine Id
MACK 107A1822
Component
Diesel Engine
Fluid
PETRO CANADA DURON SHP 10W30 (11 GAL)

DIAGNOSIS

Recommendation

Resample at the next service interval to monitor.

Wear

All component wear rates are normal.

Contamination

There is no indication of any contamination in the oil.

Fluid Condition

The BN result indicates that there is suitable alkalinity remaining in the oil. The condition of the oil is suitable for further service.

SAMPLE INFORMATION

	method	limit/base	current	history1	history2
Sample Number	Client Info		PCA0116482	PCA0104828	PCA0100420
Sample Date	Client Info		27 Feb 2024	19 Oct 2023	21 Jun 2023
Machine Age	mls	Client Info	454361	441427	425612
Oil Age	mls	Client Info	0	15815	21004
Oil Changed	Client Info		Changed	Changed	Changed
Sample Status			NORMAL	NORMAL	NORMAL

CONTAMINATION

	method	limit/base	current	history1	history2
Fuel	WC Method	>3.0	<1.0	<1.0	<1.0
Water	WC Method	>0.2	NEG	NEG	NEG
Glycol	WC Method		NEG	NEG	NEG

WEAR METALS

	method	limit/base	current	history1	history2
Iron	ppm	ASTM D5185m >120	6	6	10
Chromium	ppm	ASTM D5185m >20	0	<1	<1
Nickel	ppm	ASTM D5185m >5	0	0	<1
Titanium	ppm	ASTM D5185m >2	0	0	0
Silver	ppm	ASTM D5185m >2	0	0	<1
Aluminum	ppm	ASTM D5185m >20	2	4	4
Lead	ppm	ASTM D5185m >40	0	0	<1
Copper	ppm	ASTM D5185m >330	2	4	4
Tin	ppm	ASTM D5185m >15	0	<1	2
Vanadium	ppm	ASTM D5185m	0	0	0
Cadmium	ppm	ASTM D5185m	0	0	0

ADDITIVES

	method	limit/base	current	history1	history2
Boron	ppm	ASTM D5185m 2	4	13	7
Barium	ppm	ASTM D5185m 0	0	0	0
Molybdenum	ppm	ASTM D5185m 50	51	48	58
Manganese	ppm	ASTM D5185m 0	0	<1	<1
Magnesium	ppm	ASTM D5185m 950	851	762	960
Calcium	ppm	ASTM D5185m 1050	1079	1125	1150
Phosphorus	ppm	ASTM D5185m 995	917	942	1026
Zinc	ppm	ASTM D5185m 1180	1089	1141	1278
Sulfur	ppm	ASTM D5185m 2600	3164	2780	3595

CONTAMINANTS

	method	limit/base	current	history1	history2
Silicon	ppm	ASTM D5185m >25	2	3	4
Sodium	ppm	ASTM D5185m	3	6	6
Potassium	ppm	ASTM D5185m >20	<1	1	2

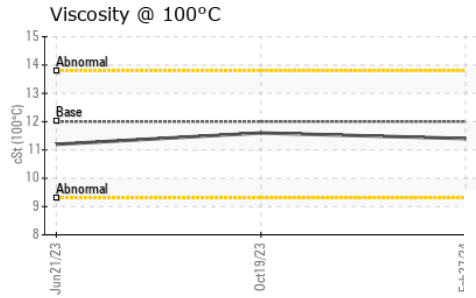
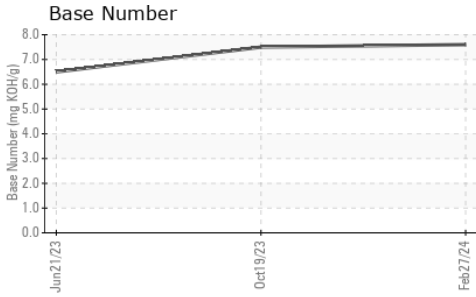
INFRA-RED

	method	limit/base	current	history1	history2
Soot %	%	*ASTM D7844 >4	0.3	0.4	0.4
Nitration	Abs/cm	*ASTM D7624 >20	8.1	8.1	8.6
Sulfation	Abs/.1mm	*ASTM D7415 >30	18.7	19.9	20.7

FLUID DEGRADATION

	method	limit/base	current	history1	history2
Oxidation	Abs/.1mm	*ASTM D7414 >25	15.0	15.9	17.4
Base Number (BN)	mg KOH/g	ASTM D2896	7.6	7.5	6.5

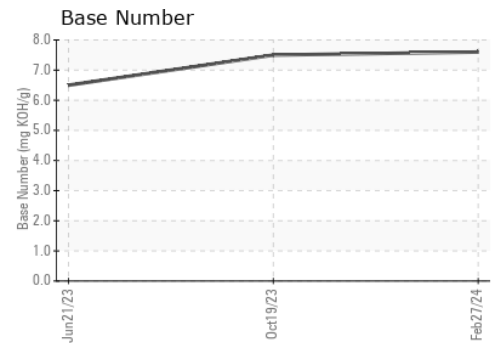
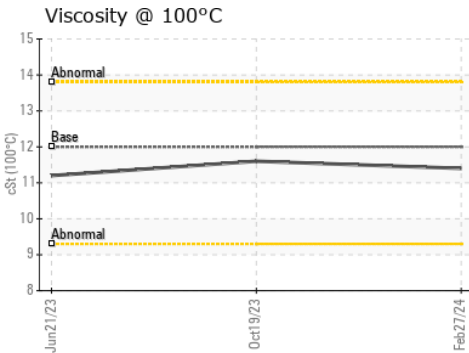
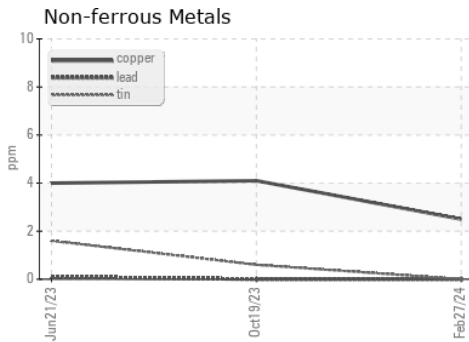
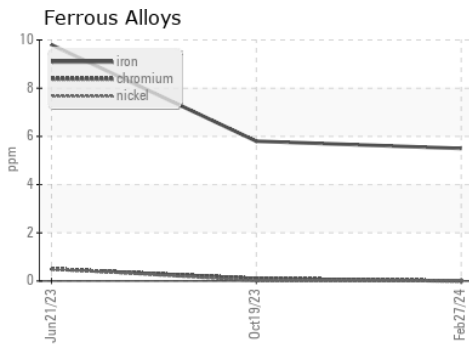
OIL ANALYSIS REPORT



VISUAL	method	limit/base	current	history1	history2
White Metal	scalar	*Visual	NONE	NONE	NONE
Yellow Metal	scalar	*Visual	NONE	NONE	NONE
Precipitate	scalar	*Visual	NONE	NONE	NONE
Silt	scalar	*Visual	NONE	NONE	NONE
Debris	scalar	*Visual	NONE	NONE	NONE
Sand/Dirt	scalar	*Visual	NONE	NONE	NONE
Appearance	scalar	*Visual	NORML	NORML	NORML
Odor	scalar	*Visual	NORML	NORML	NORML
Emulsified Water	scalar	*Visual	>0.2	NEG	NEG
Free Water	scalar	*Visual		NEG	NEG

FLUID PROPERTIES	method	limit/base	current	history1	history2	
Visc @ 100°C	cSt	ASTM D445	12.00	11.4	11.6	11.2

GRAPHS



Certificate L2367

Laboratory : WearCheck USA - 501 Madison Ave., Cary, NC 27513
Sample No. : PCA0116482
Lab Number : **06114815**
Unique Number : 10923648
Test Package : FLEET
Received : 11 Mar 2024
Tested : 12 Mar 2024
Diagnosed : 12 Mar 2024 - Wes Davis

Transervice - Shop 1072 - Supermarket-Elizabeth
 505 Division Street
 Elizabeth, NJ
 US 07207
 Contact: Normand Brizak
 nbrizak@transervice.com

To discuss this sample report, contact Customer Service at 1-800-237-1369.

* - Denotes test methods that are outside of the ISO 17025 scope of accreditation.

Statements of conformity to specifications are based on the simple acceptance decision rule (JCGM 106:2012)

T:
F: