



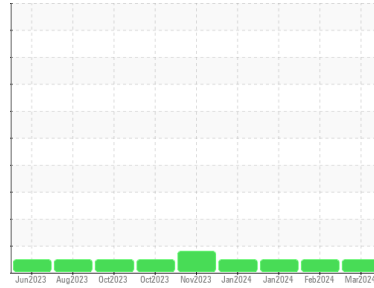
OIL ANALYSIS REPORT

Sample Rating Trend

NORMAL



Machine Id
933044
 Component
Transmission (Auto)
 Fluid
PETRO CANADA DuraDrive HD Synthetic 668 (--- LTR)



DIAGNOSIS

Recommendation

Resample at the next service interval to monitor.

Wear

All component wear rates are normal.

Contamination

There is no indication of any contamination in the fluid.

Fluid Condition

The condition of the fluid is acceptable for the time in service.

SAMPLE INFORMATION

	method	limit/base	current	history1	history2
Sample Number	Client Info		GFL0112363	GFL0112329	GFL0109911
Sample Date	Client Info		12 Mar 2024	15 Feb 2024	31 Jan 2024
Machine Age	hrs	Client Info	1790	1655	1506
Oil Age	hrs	Client Info	1790	1655	1506
Oil Changed	Client Info		Not Chngd	Not Chngd	Not Chngd
Sample Status			NORMAL	NORMAL	NORMAL

CONTAMINATION

	method	limit/base	current	history1	history2
Water	WC Method	>0.1	NEG	NEG	NEG

WEAR METALS

	method	limit/base	current	history1	history2	
Iron	ppm	ASTM D5185m	>220	85	80	84
Chromium	ppm	ASTM D5185m	>2	0	<1	<1
Nickel	ppm	ASTM D5185m	>5	0	<1	1
Titanium	ppm	ASTM D5185m		0	0	<1
Silver	ppm	ASTM D5185m	>5	0	0	0
Aluminum	ppm	ASTM D5185m	>75	19	18	18
Lead	ppm	ASTM D5185m	>95	11	11	11
Copper	ppm	ASTM D5185m	>60	10	10	11
Tin	ppm	ASTM D5185m	>10	1	3	3
Vanadium	ppm	ASTM D5185m		0	0	0
Cadmium	ppm	ASTM D5185m		0	0	<1

ADDITIVES

	method	limit/base	current	history1	history2	
Boron	ppm	ASTM D5185m		41	44	48
Barium	ppm	ASTM D5185m		<1	0	0
Molybdenum	ppm	ASTM D5185m		0	<1	1
Manganese	ppm	ASTM D5185m		2	2	2
Magnesium	ppm	ASTM D5185m		<1	0	1
Calcium	ppm	ASTM D5185m		115	112	117
Phosphorus	ppm	ASTM D5185m		195	191	214
Zinc	ppm	ASTM D5185m		23	20	23
Sulfur	ppm	ASTM D5185m		1793	1557	1684

CONTAMINANTS

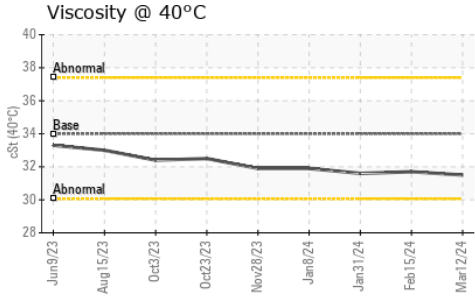
	method	limit/base	current	history1	history2	
Silicon	ppm	ASTM D5185m	>25	6	6	7
Sodium	ppm	ASTM D5185m		6	5	2
Potassium	ppm	ASTM D5185m	>20	3	1	4

VISUAL

	method	limit/base	current	history1	history2	
White Metal	scalar	*Visual	NONE	NONE	NONE	NONE
Yellow Metal	scalar	*Visual	NONE	NONE	NONE	NONE
Precipitate	scalar	*Visual	NONE	NONE	NONE	NONE
Silt	scalar	*Visual	NONE	NONE	NONE	NONE
Debris	scalar	*Visual	NONE	NONE	NONE	NONE
Sand/Dirt	scalar	*Visual	NONE	NONE	NONE	NONE
Appearance	scalar	*Visual	NORML	NORML	NORML	NORML
Odor	scalar	*Visual	NORML	NORML	NORML	NORML
Emulsified Water	scalar	*Visual	>0.1	NEG	NEG	NEG
Free Water	scalar	*Visual		NEG	NEG	NEG



OIL ANALYSIS REPORT



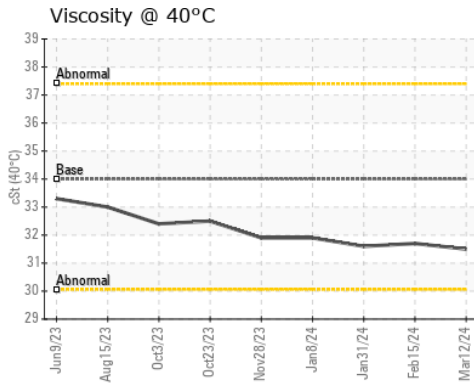
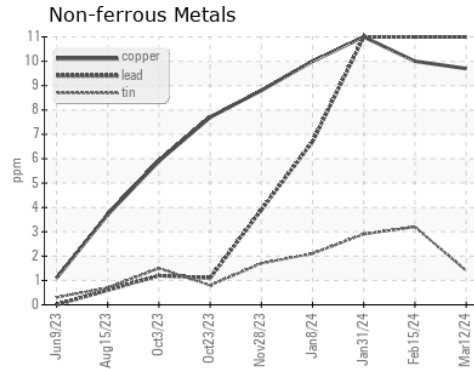
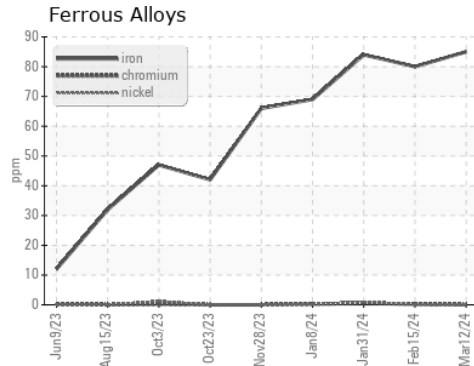
FLUID PROPERTIES

method	limit/base	current	history1	history2
Visc @ 40°C	cSt ASTM D445 34	31.5	31.7	31.6

SAMPLE IMAGES

method	limit/base	current	history1	history2
Color		no image	no image	no image
Bottom		no image	no image	no image

GRAPHS



Certificate L2367

Laboratory : WearCheck USA - 501 Madison Ave., Cary, NC 27513
Sample No. : GFL0112363 **Received** : 13 Mar 2024
Lab Number : 06117994 **Tested** : 14 Mar 2024
Unique Number : 10926827 **Diagnosed** : 14 Mar 2024 - Wes Davis
Test Package : FLEET

GFL Environmental - 010 - Stockbridge
 1280 Rum Creek Parkway
 Stockbridge, GA
 US 30281
 Contact: TECHNICIAN ACCOUNT
 wcgfldemo@gmail.com

To discuss this sample report, contact Customer Service at 1-800-237-1369.

* - Denotes test methods that are outside of the ISO 17025 scope of accreditation.

Statements of conformity to specifications are based on the simple acceptance decision rule (JCGM 106:2012)

T:
F: