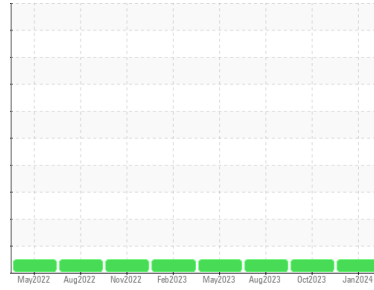


OIL ANALYSIS REPORT

Sample Rating Trend

NORMAL



Machine Id
1926746
 Component
Diesel Engine
 Fluid
PETRO CANADA DURON SHP 10W30 (--- QTS)

DIAGNOSIS

Recommendation

Resample at the next service interval to monitor.

Wear

All component wear rates are normal.

Contamination

There is no indication of any contamination in the oil.

Fluid Condition

The BN result indicates that there is suitable alkalinity remaining in the oil. The condition of the oil is suitable for further service.

SAMPLE INFORMATION

	method	limit/base	current	history1	history2
Sample Number	Client Info		PCA0116201	PCA0108184	PCA0104358
Sample Date	Client Info		15 Jan 2024	31 Oct 2023	20 Aug 2023
Machine Age	mls	Client Info	355142	335919	0
Oil Age	mls	Client Info	37293	18070	40000
Oil Changed	Client Info		Changed	Not Changd	Changed
Sample Status			NORMAL	NORMAL	NORMAL

CONTAMINATION

	method	limit/base	current	history1	history2
Fuel	WC Method	>5	<1.0	<1.0	<1.0
Water	WC Method	>0.2	NEG	NEG	NEG
Glycol	WC Method		NEG	NEG	NEG

WEAR METALS

	method	limit/base	current	history1	history2
Iron	ppm	ASTM D5185m >100	33	19	26
Chromium	ppm	ASTM D5185m >20	<1	<1	<1
Nickel	ppm	ASTM D5185m >4	<1	<1	<1
Titanium	ppm	ASTM D5185m	<1	<1	2
Silver	ppm	ASTM D5185m >3	<1	<1	0
Aluminum	ppm	ASTM D5185m >20	4	2	4
Lead	ppm	ASTM D5185m >40	4	1	1
Copper	ppm	ASTM D5185m >330	10	5	7
Tin	ppm	ASTM D5185m >15	2	<1	<1
Vanadium	ppm	ASTM D5185m	<1	0	0
Cadmium	ppm	ASTM D5185m	<1	<1	0

ADDITIVES

	method	limit/base	current	history1	history2
Boron	ppm	ASTM D5185m 2	3	0	5
Barium	ppm	ASTM D5185m 0	0	12	0
Molybdenum	ppm	ASTM D5185m 50	51	58	53
Manganese	ppm	ASTM D5185m 0	1	<1	<1
Magnesium	ppm	ASTM D5185m 950	815	896	805
Calcium	ppm	ASTM D5185m 1050	996	1034	1056
Phosphorus	ppm	ASTM D5185m 995	887	960	935
Zinc	ppm	ASTM D5185m 1180	1053	1183	1136
Sulfur	ppm	ASTM D5185m 2600	3039	3042	3108

CONTAMINANTS

	method	limit/base	current	history1	history2
Silicon	ppm	ASTM D5185m >25	4	4	5
Sodium	ppm	ASTM D5185m	8	<1	7
Potassium	ppm	ASTM D5185m >20	4	3	5

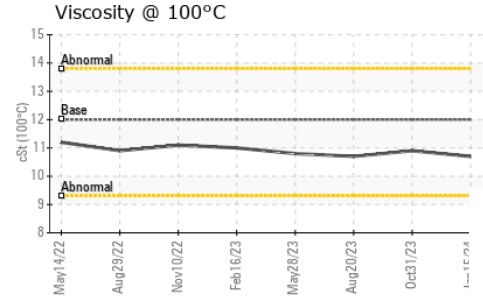
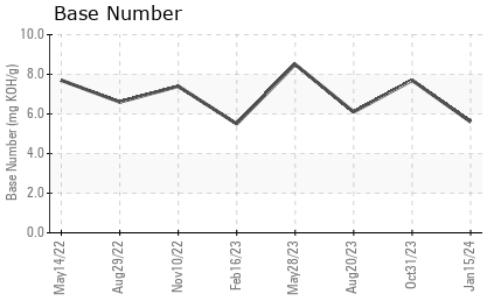
INFRA-RED

	method	limit/base	current	history1	history2
Soot %	%	*ASTM D7844 >3	0.5	0.3	0.4
Nitration	Abs/cm	*ASTM D7624 >20	9.1	7.3	9.3
Sulfation	Abs/.1mm	*ASTM D7415 >30	20.6	19.0	22.5

FLUID DEGRADATION

	method	limit/base	current	history1	history2
Oxidation	Abs/.1mm	*ASTM D7414 >25	16.8	14.7	18.1
Base Number (BN)	mg KOH/g	ASTM D2896	5.6	7.7	6.1

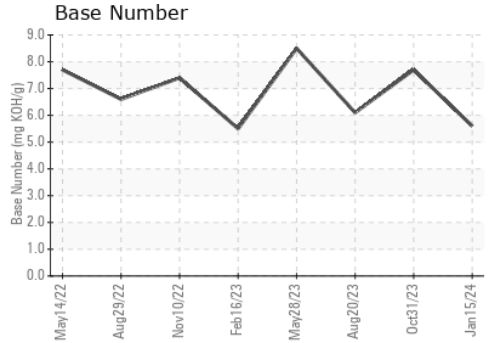
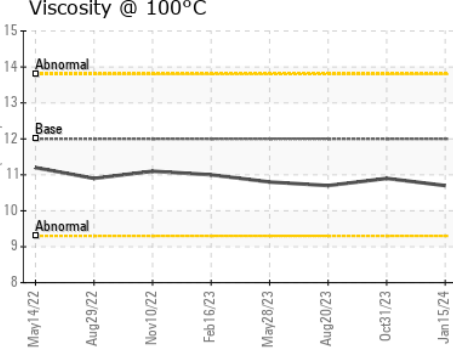
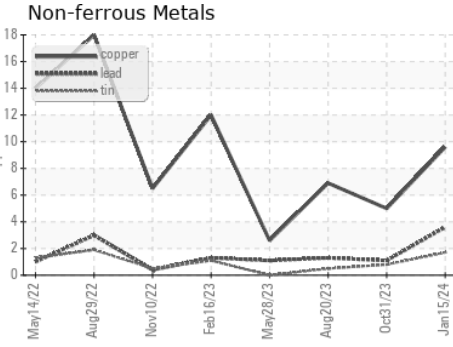
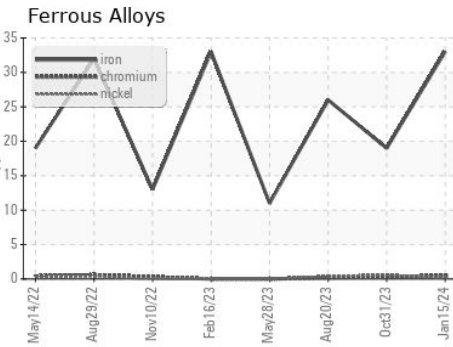
OIL ANALYSIS REPORT



VISUAL	method	limit/base	current	history1	history2
White Metal	scalar	*Visual	NONE	NONE	NONE
Yellow Metal	scalar	*Visual	NONE	NONE	NONE
Precipitate	scalar	*Visual	NONE	NONE	NONE
Silt	scalar	*Visual	NONE	NONE	NONE
Debris	scalar	*Visual	NONE	NONE	NONE
Sand/Dirt	scalar	*Visual	NONE	NONE	NONE
Appearance	scalar	*Visual	NORML	NORML	NORML
Odor	scalar	*Visual	NORML	NORML	NORML
Emulsified Water	scalar	*Visual	>0.2	NEG	NEG
Free Water	scalar	*Visual		NEG	NEG

FLUID PROPERTIES	method	limit/base	current	history1	history2
Visc @ 100°C	cSt	ASTM D445	12.00	10.7	10.9

GRAPHS



Certificate L2367

Laboratory : WearCheck USA - 501 Madison Ave., Cary, NC 27513
Sample No. : PCA0116201
Lab Number : 06118033
Unique Number : 10926866
Test Package : FLEET

PERDUE FARMS - GEORGETOWN
 20621 SAVANAH RD
 GEORGETOWN, DE
 US 19947
 Contact: ROBERT LOCKWOOD
 Robert.Lockwood@Perdue.com

To discuss this sample report, contact Customer Service at 1-800-237-1369.

* - Denotes test methods that are outside of the ISO 17025 scope of accreditation.

Statements of conformity to specifications are based on the simple acceptance decision rule (JCGM 106:2012)

T:
F: