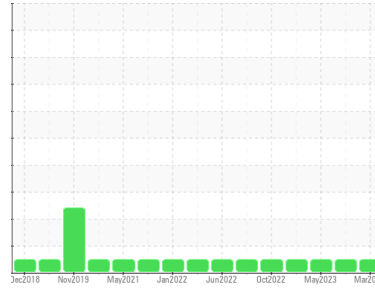


OIL ANALYSIS REPORT

Sample Rating Trend



NORMAL



Area
N.E.R./Off-Road
Machine Id
L821
Component
Transmission (Manual)
Fluid
PETRO CANADA PRODURO TO-4 SAE 30 (--- GAL)

DIAGNOSIS

Recommendation

Resample at the next service interval to monitor.

Wear

All component wear rates are normal.

Contamination

There is no indication of any contamination in the fluid.

Fluid Condition

The AN level is acceptable for this fluid. The condition of the fluid is suitable for further service.

SAMPLE INFORMATION

	method	limit/base	current	history1	history2
Sample Number	Client Info		PCA0110062	PCA0098415	PCA0083230
Sample Date	Client Info		12 Mar 2024	26 Jul 2023	02 May 2023
Machine Age	hrs	Client Info	17186	16351	16351
Oil Age	hrs	Client Info	13782	13782	14121
Oil Changed	Client Info		N/A	N/A	N/A
Sample Status			NORMAL	NORMAL	NORMAL

CONTAMINATION

	method	limit/base	current	history1	history2
Water	WC Method	>0.1	NEG	NEG	NEG

WEAR METALS

	method	limit/base	current	history1	history2
Iron	ppm	ASTM D5185m >200	9	4	3
Chromium	ppm	ASTM D5185m >5	<1	0	<1
Nickel	ppm	ASTM D5185m >5	0	0	0
Titanium	ppm	ASTM D5185m	<1	0	0
Silver	ppm	ASTM D5185m >7	<1	0	<1
Aluminum	ppm	ASTM D5185m >25	2	<1	0
Lead	ppm	ASTM D5185m >45	2	<1	0
Copper	ppm	ASTM D5185m >225	12	7	5
Tin	ppm	ASTM D5185m >10	<1	0	<1
Vanadium	ppm	ASTM D5185m	<1	<1	0
Cadmium	ppm	ASTM D5185m	<1	0	<1

ADDITIVES

	method	limit/base	current	history1	history2
Boron	ppm	ASTM D5185m 2	4	7	10
Barium	ppm	ASTM D5185m 0	0	0	0
Molybdenum	ppm	ASTM D5185m 0	8	2	2
Manganese	ppm	ASTM D5185m 9	<1	0	<1
Magnesium	ppm	ASTM D5185m 1	19	24	21
Calcium	ppm	ASTM D5185m 3131	2855	2671	2870
Phosphorus	ppm	ASTM D5185m 1194	1013	915	1002
Zinc	ppm	ASTM D5185m 1281	1181	1134	1252
Sulfur	ppm	ASTM D5185m 3811	4949	4762	5405

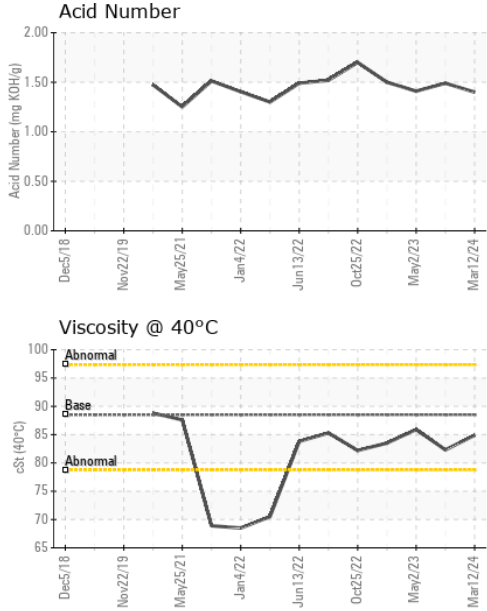
CONTAMINANTS

	method	limit/base	current	history1	history2
Silicon	ppm	ASTM D5185m >125	3	4	4
Sodium	ppm	ASTM D5185m	2	5	3
Potassium	ppm	ASTM D5185m >20	2	0	<1

FLUID DEGRADATION

	method	limit/base	current	history1	history2
Acid Number (AN)	mg KOH/g	ASTM D8045	1.40	1.49	1.41

OIL ANALYSIS REPORT

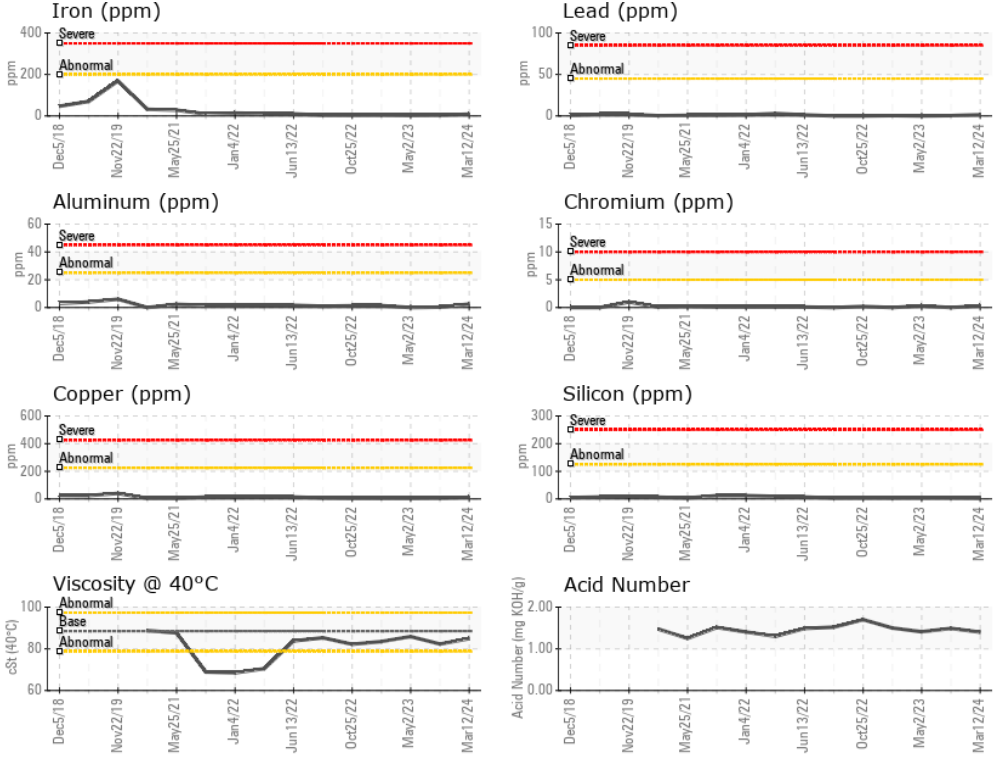


VISUAL	method	limit/base	current	history1	history2
White Metal	scalar	*Visual	NONE	NONE	NONE
Yellow Metal	scalar	*Visual	NONE	NONE	NONE
Precipitate	scalar	*Visual	NONE	NONE	NONE
Silt	scalar	*Visual	NONE	NONE	NONE
Debris	scalar	*Visual	NONE	NONE	NONE
Sand/Dirt	scalar	*Visual	NONE	NONE	NONE
Appearance	scalar	*Visual	NORML	NORML	NORML
Odor	scalar	*Visual	NORML	NORML	NORML
Emulsified Water	scalar	*Visual	>0.1	NEG	NEG
Free Water	scalar	*Visual		NEG	NEG

FLUID PROPERTIES	method	limit/base	current	history1	history2
Visc @ 40°C	cSt	ASTM D445	88.5	84.9	82.3

SAMPLE IMAGES	method	limit/base	current	history1	history2
Color				no image	no image
Bottom				no image	no image

GRAPHS



Certificate L2367

Laboratory : WearCheck USA - 501 Madison Ave., Cary, NC 27513
Sample No. : PCA0110062
Lab Number : 06118457
Unique Number : 10927290
Test Package : MOB 2

Received : 14 Mar 2024
Tested : 15 Mar 2024
Diagnosed : 15 Mar 2024 - Wes Davis

G LOPES CONSTRUCTION
 565 WINTHROP ST
 TAUNTON, MA
 US 02780
 Contact: BUTCH MCGRATH
 bmcgrath@glopes.com

To discuss this sample report, contact Customer Service at 1-800-237-1369.

* - Denotes test methods that are outside of the ISO 17025 scope of accreditation.

Statements of conformity to specifications are based on the simple acceptance decision rule (JCGM 106:2012)

T:
F: