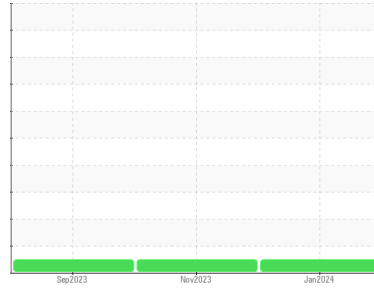


OIL ANALYSIS REPORT

Sample Rating Trend

NORMAL



Machine Id
2227061

Component
Transmission

Fluid
PETRO CANADA SYNGEAR E CD-50 (--- QTS)

DIAGNOSIS

Recommendation

Resample at the next service interval to monitor.

Wear

All component wear rates are normal.

Contamination

There is no indication of any contamination in the oil.

Fluid Condition

The condition of the oil is acceptable for the time in service.

SAMPLE INFORMATION

	method	limit/base	current	history1	history2
Sample Number	Client Info		PCA0115441	PCA0109365	PCA0106406
Sample Date	Client Info		08 Jan 2024	06 Nov 2023	18 Sep 2023
Machine Age	mls	Client Info	64874	43386	24966
Oil Age	mls	Client Info	64874	43386	24966
Oil Changed	Client Info		Not Chngd	Not Chngd	Not Chngd
Sample Status			NORMAL	NORMAL	NORMAL

CONTAMINATION

	method	limit/base	current	history1	history2
Water	WC Method	>0.1	NEG	NEG	NEG

WEAR METALS

	method	limit/base	current	history1	history2
Iron	ppm	ASTM D5185m >200	54	54	31
Chromium	ppm	ASTM D5185m >10	<1	<1	<1
Nickel	ppm	ASTM D5185m	0	<1	<1
Titanium	ppm	ASTM D5185m	0	0	0
Silver	ppm	ASTM D5185m	0	0	0
Aluminum	ppm	ASTM D5185m >50	<1	0	<1
Lead	ppm	ASTM D5185m >50	0	0	<1
Copper	ppm	ASTM D5185m >200	28	23	19
Tin	ppm	ASTM D5185m >10	<1	0	0
Vanadium	ppm	ASTM D5185m	0	0	<1
Cadmium	ppm	ASTM D5185m	0	0	0

ADDITIVES

	method	limit/base	current	history1	history2
Boron	ppm	ASTM D5185m	0	0	0
Barium	ppm	ASTM D5185m	0	0	0
Molybdenum	ppm	ASTM D5185m	<1	<1	<1
Manganese	ppm	ASTM D5185m	31	34	18
Magnesium	ppm	ASTM D5185m	0	0	0
Calcium	ppm	ASTM D5185m	857	880	811
Phosphorus	ppm	ASTM D5185m	715	747	670
Zinc	ppm	ASTM D5185m	0	0	0
Sulfur	ppm	ASTM D5185m	5275	4713	5260

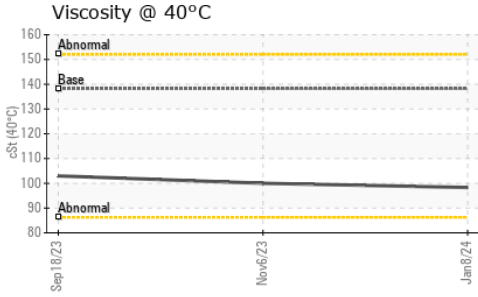
CONTAMINANTS

	method	limit/base	current	history1	history2
Silicon	ppm	ASTM D5185m >50	53	52	48
Sodium	ppm	ASTM D5185m	2	3	1
Potassium	ppm	ASTM D5185m >20	0	0	0

VISUAL

	method	limit/base	current	history1	history2
White Metal	scalar	*Visual NONE	NONE	NONE	NONE
Yellow Metal	scalar	*Visual NONE	NONE	NONE	NONE
Precipitate	scalar	*Visual NONE	NONE	NONE	NONE
Silt	scalar	*Visual NONE	NONE	NONE	NONE
Debris	scalar	*Visual NONE	NONE	NONE	NONE
Sand/Dirt	scalar	*Visual NONE	NONE	NONE	NONE
Appearance	scalar	*Visual NORML	NORML	NORML	NORML
Odor	scalar	*Visual NORML	NORML	NORML	NORML
Emulsified Water	scalar	*Visual >0.1	NEG	NEG	0.2%
Free Water	scalar	*Visual	NEG	NEG	NEG

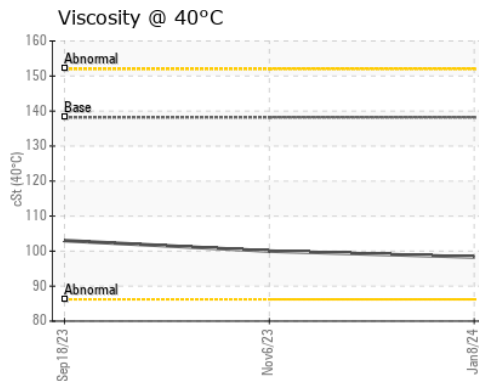
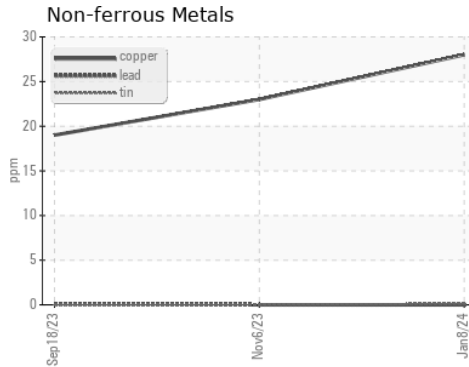
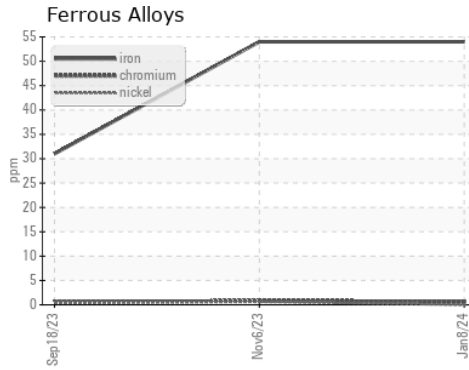
OIL ANALYSIS REPORT



FLUID PROPERTIES	method	limit/base	current	history1	history2	
Visc @ 40°C	cSt	ASTM D445	138.2	98.3	100	103

SAMPLE IMAGES	method	limit/base	current	history1	history2
Color				no image	no image
Bottom				no image	no image

GRAPHS



Certificate L2367

Laboratory : WearCheck USA - 501 Madison Ave., Cary, NC 27513
Sample No. : PCA0115441 **Received** : 14 Mar 2024
Lab Number : **06118718** **Tested** : 16 Mar 2024
Unique Number : 10927551 **Diagnosed** : 18 Mar 2024 - Don Baldrige
Test Package : FLEET

PERDUE FARMS - GEORGETOWN
 20621 SAVANAH RD
 GEORGETOWN, DE
 US 19947
 Contact: ROBERT LOCKWOOD
 Robert.Lockwood@Perdue.com

To discuss this sample report, contact Customer Service at 1-800-237-1369.

* - Denotes test methods that are outside of the ISO 17025 scope of accreditation.

Statements of conformity to specifications are based on the simple acceptance decision rule (JCGM 106:2012)

T:
F: