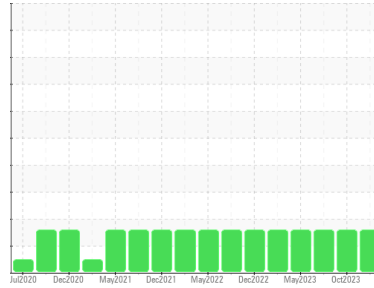


OIL ANALYSIS REPORT

Sample Rating Trend



DIRT



Machine Id
2026868
 Component
Transmission (Auto)
 Fluid
PETRO CANADA TRAXON E SYNTHETIC CD-50 (--- GAL)

DIAGNOSIS

- Recommendation**
 No corrective action is recommended at this time. Resample at the next service interval to monitor.
- Wear**
 All component wear rates are normal.
- Contamination**
 Elemental level of silicon (Si) above normal indicating ingress of seal material.
- Fluid Condition**
 The condition of the fluid is acceptable for the time in service.

SAMPLE INFORMATION

method	limit/base	current	history1	history2
Sample Number	Client Info	PCA0115435	PCA0109385	PCA0103354
Sample Date	Client Info	07 Jan 2024	22 Oct 2023	30 Jul 2023
Machine Age	mls	Client Info	393973	372289
Oil Age	mls	Client Info	393973	372289
Oil Changed	Client Info	Not Chngd	Not Chngd	Not Chngd
Sample Status		ABNORMAL	ABNORMAL	ABNORMAL

CONTAMINATION

method	limit/base	current	history1	history2
Water	WC Method >0.1	NEG	NEG	NEG

WEAR METALS

method	limit/base	current	history1	history2
Iron	ppm ASTM D5185m >160	40	40	34
Chromium	ppm ASTM D5185m >5	0	<1	<1
Nickel	ppm ASTM D5185m >5	0	<1	0
Titanium	ppm ASTM D5185m	0	<1	<1
Silver	ppm ASTM D5185m >5	0	0	0
Aluminum	ppm ASTM D5185m >50	6	5	5
Lead	ppm ASTM D5185m >50	0	0	0
Copper	ppm ASTM D5185m >225	25	35	32
Tin	ppm ASTM D5185m >10	0	0	0
Vanadium	ppm ASTM D5185m	0	<1	0
Cadmium	ppm ASTM D5185m	0	<1	0

ADDITIVES

method	limit/base	current	history1	history2
Boron	ppm ASTM D5185m 1	5	8	8
Barium	ppm ASTM D5185m 1	0	0	0
Molybdenum	ppm ASTM D5185m	<1	1	0
Manganese	ppm ASTM D5185m	8	8	8
Magnesium	ppm ASTM D5185m 1	0	<1	2
Calcium	ppm ASTM D5185m 40	521	554	548
Phosphorus	ppm ASTM D5185m 1072	482	432	508
Zinc	ppm ASTM D5185m 4	38	35	51
Sulfur	ppm ASTM D5185m 439	3293	3695	3112

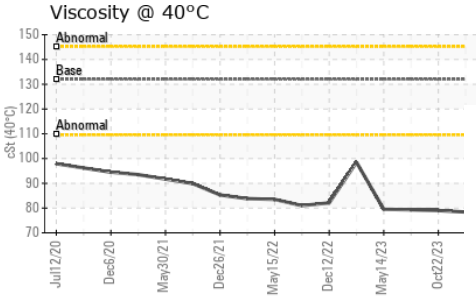
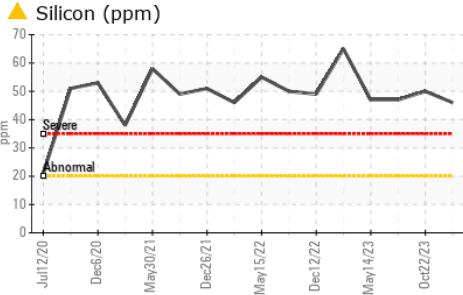
CONTAMINANTS

method	limit/base	current	history1	history2
Silicon	ppm ASTM D5185m >20	▲ 46	▲ 50	▲ 47
Sodium	ppm ASTM D5185m	1	0	2
Potassium	ppm ASTM D5185m >20	2	5	3

VISUAL

method	limit/base	current	history1	history2
White Metal	scalar *Visual NONE	NONE	NONE	NONE
Yellow Metal	scalar *Visual NONE	NONE	NONE	NONE
Precipitate	scalar *Visual NONE	NONE	NONE	NONE
Silt	scalar *Visual NONE	NONE	NONE	NONE
Debris	scalar *Visual NONE	NONE	NONE	NONE
Sand/Dirt	scalar *Visual NONE	NONE	NONE	NONE
Appearance	scalar *Visual NORML	NORML	NORML	NORML
Odor	scalar *Visual NORML	NORML	NORML	NORML
Emulsified Water	scalar *Visual >0.1	NEG	NEG	NEG
Free Water	scalar *Visual	NEG	NEG	NEG

OIL ANALYSIS REPORT

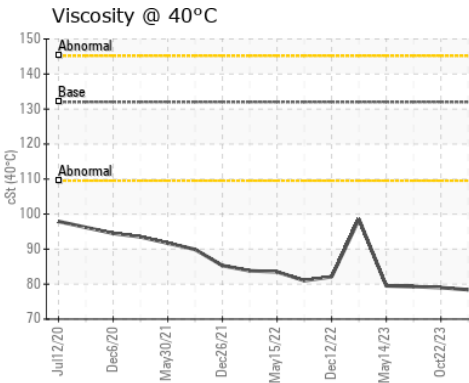
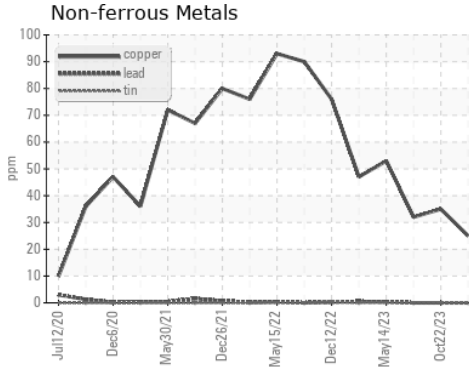
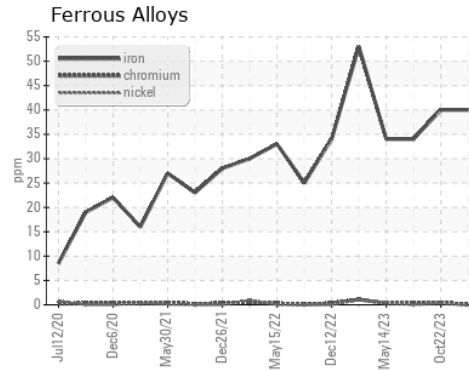


FLUID PROPERTIES		method	limit/base	current	history1	history2
Visc @ 40°C	cSt	ASTM D445	132	78.4	79.0	79.3

SAMPLE IMAGES		method	limit/base	current	history1	history2
---------------	--	--------	------------	---------	----------	----------

Color				no image	no image	no image
Bottom				no image	no image	no image

GRAPHS



Certificate L2367

Laboratory : WearCheck USA - 501 Madison Ave., Cary, NC 27513
Sample No. : PCA0115435
Lab Number : **06118726**
Unique Number : 10927559
Test Package : FLEET

PERDUE FARMS - GEORGETOWN
 20621 SAVANAH RD
 GEORGETOWN, DE
 US 19947
 Contact: ROBERT LOCKWOOD
 Robert.Lockwood@Perdue.com

To discuss this sample report, contact Customer Service at 1-800-237-1369.

* - Denotes test methods that are outside of the ISO 17025 scope of accreditation.

Statements of conformity to specifications are based on the simple acceptance decision rule (JCGM 106:2012)

T:
F: