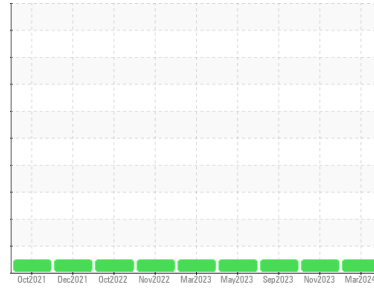




OIL ANALYSIS REPORT

Sample Rating Trend

NORMAL



Area
(BC43996)
 Machine Id
410012-1375

Component
Diesel Engine
 Fluid
PETRO CANADA DURON SHP 15W40 (--- GAL)

DIAGNOSIS

Recommendation

Resample at the next service interval to monitor.

Wear

All component wear rates are normal.

Contamination

There is no indication of any contamination in the oil.

Fluid Condition

The BN result indicates that there is suitable alkalinity remaining in the oil. The condition of the oil is suitable for further service.

SAMPLE INFORMATION		method	limit/base	current	history1	history2
Sample Number	Client Info			GFL0101655	GFL0094850	GFL0088283
Sample Date	Client Info			13 Mar 2024	06 Nov 2023	11 Sep 2023
Machine Age	hrs	Client Info		5541	5246	5066
Oil Age	hrs	Client Info		269	182	599
Oil Changed	Client Info			Not Chngd	Not Chngd	Changed
Sample Status				NORMAL	NORMAL	NORMAL

CONTAMINATION		method	limit/base	current	history1	history2
Fuel	WC Method	>5		<1.0	<1.0	<1.0
Water	WC Method	>0.2		NEG	NEG	NEG
Glycol	WC Method			NEG	NEG	NEG

WEAR METALS		method	limit/base	current	history1	history2
Iron	ppm	ASTM D5185m	>100	9	12	15
Chromium	ppm	ASTM D5185m	>20	1	1	3
Nickel	ppm	ASTM D5185m	>4	<1	0	0
Titanium	ppm	ASTM D5185m		<1	0	0
Silver	ppm	ASTM D5185m	>3	0	0	0
Aluminum	ppm	ASTM D5185m	>20	6	7	18
Lead	ppm	ASTM D5185m	>40	<1	0	0
Copper	ppm	ASTM D5185m	>330	2	3	4
Tin	ppm	ASTM D5185m	>15	<1	0	<1
Vanadium	ppm	ASTM D5185m		0	0	0
Cadmium	ppm	ASTM D5185m		0	0	0

ADDITIVES		method	limit/base	current	history1	history2
Boron	ppm	ASTM D5185m	0	5	<1	3
Barium	ppm	ASTM D5185m	0	0	0	0
Molybdenum	ppm	ASTM D5185m	60	62	60	62
Manganese	ppm	ASTM D5185m	0	<1	0	<1
Magnesium	ppm	ASTM D5185m	1010	959	902	904
Calcium	ppm	ASTM D5185m	1070	1124	1025	1064
Phosphorus	ppm	ASTM D5185m	1150	1081	898	953
Zinc	ppm	ASTM D5185m	1270	1250	1184	1164
Sulfur	ppm	ASTM D5185m	2060	3358	2997	3181

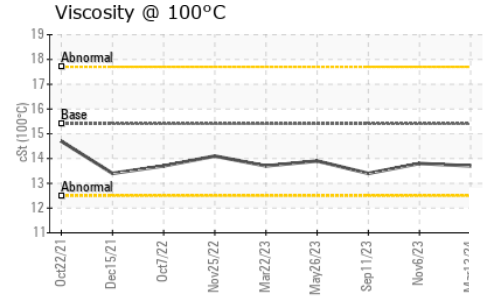
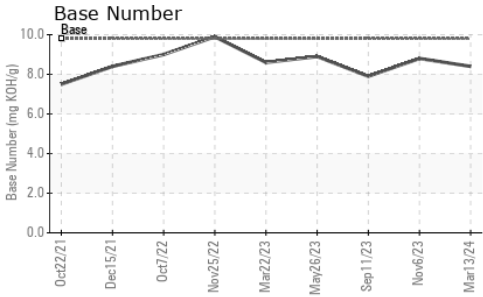
CONTAMINANTS		method	limit/base	current	history1	history2
Silicon	ppm	ASTM D5185m	>25	4	3	4
Sodium	ppm	ASTM D5185m		2	0	2
Potassium	ppm	ASTM D5185m	>20	3	10	28

INFRA-RED		method	limit/base	current	history1	history2
Soot %	%	*ASTM D7844	>3	0.4	0.3	0.7
Nitration	Abs/cm	*ASTM D7624	>20	6.2	5.8	8.0
Sulfation	Abs/.1mm	*ASTM D7415	>30	18.0	18.0	18.2

FLUID DEGRADATION		method	limit/base	current	history1	history2
Oxidation	Abs/.1mm	*ASTM D7414	>25	13.4	13.0	13.0
Base Number (BN)	mg KOH/g	ASTM D2896	9.8	8.4	8.8	7.9



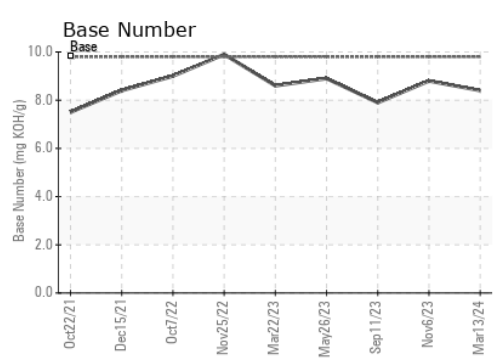
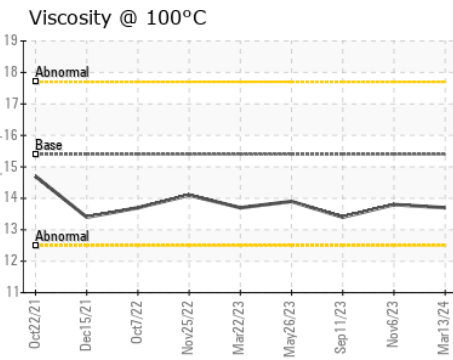
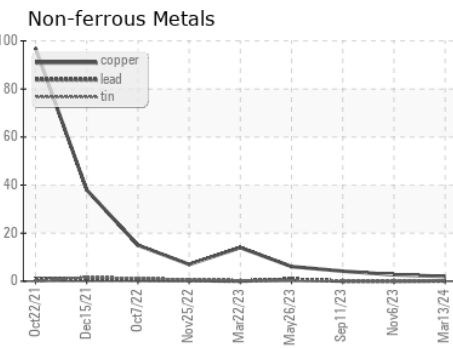
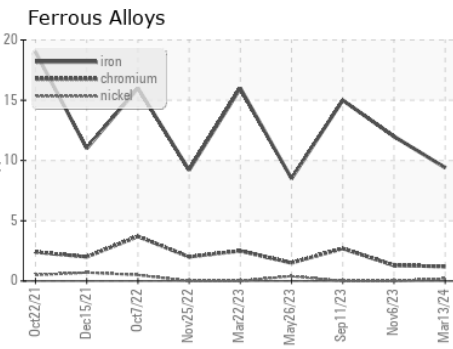
OIL ANALYSIS REPORT



VISUAL	method	limit/base	current	history1	history2
White Metal	scalar	*Visual	NONE	NONE	NONE
Yellow Metal	scalar	*Visual	NONE	NONE	NONE
Precipitate	scalar	*Visual	NONE	NONE	NONE
Silt	scalar	*Visual	NONE	NONE	NONE
Debris	scalar	*Visual	NONE	NONE	NONE
Sand/Dirt	scalar	*Visual	NONE	NONE	NONE
Appearance	scalar	*Visual	NORML	NORML	NORML
Odor	scalar	*Visual	NORML	NORML	NORML
Emulsified Water	scalar	*Visual	>0.2	NEG	NEG
Free Water	scalar	*Visual		NEG	NEG

FLUID PROPERTIES	method	limit/base	current	history1	history2	
Visc @ 100°C	cSt	ASTM D445	15.4	13.7	13.8	13.4

GRAPHS



Certificate L2367

Laboratory : WearCheck USA - 501 Madison Ave., Cary, NC 27513
Sample No. : GFL0101655 **Received** : 18 Mar 2024
Lab Number : **06121503** **Tested** : 19 Mar 2024
Unique Number : 10930336 **Diagnosed** : 19 Mar 2024 - Wes Davis
Test Package : FLEET

GFL Environmental - 625 - Harrison Hauling
 4102 Industrial Pkwy
 Harrison, MI
 US 48625
 Contact: Glenda Standen
 gstanden@gflenv.com

To discuss this sample report, contact Customer Service at 1-800-237-1369.
 * - Denotes test methods that are outside of the ISO 17025 scope of accreditation.
 Statements of conformity to specifications are based on the simple acceptance decision rule (JCGM 106:2012)