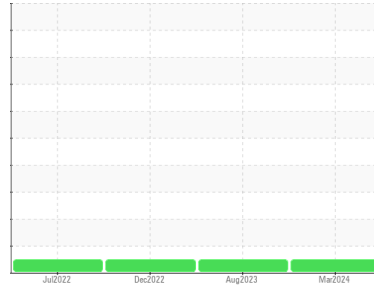


OIL ANALYSIS REPORT

Sample Rating Trend



NORMAL



Area
(15595Z) Walgreens - Tractor
 Machine Id
[Walgreens - Tractor] 136A61271
 Component
Diesel Engine
 Fluid
PETRO CANADA DURON SHP 10W30 (11 GAL)

DIAGNOSIS

Recommendation

Resample at the next service interval to monitor.

Wear

All component wear rates are normal.

Contamination

There is no indication of any contamination in the oil.

Fluid Condition

The BN result indicates that there is suitable alkalinity remaining in the oil. The condition of the oil is suitable for further service.

SAMPLE INFORMATION

| method | limit/base | current | history1 | history2 |
|---------------|-----------------|--------------------|-------------|-------------|
| Sample Number | Client Info | PCA0116440 | PCA0101033 | PCA0082416 |
| Sample Date | Client Info | 05 Mar 2024 | 24 Aug 2023 | 07 Dec 2022 |
| Machine Age | mls Client Info | 551019 | 490612 | 405992 |
| Oil Age | mls Client Info | 60407 | 84620 | 63501 |
| Oil Changed | Client Info | Changed | Changed | Changed |
| Sample Status | | NORMAL | NORMAL | NORMAL |

CONTAMINATION

| method | limit/base | current | history1 | history2 |
|--------|----------------|----------------|----------|----------|
| Fuel | WC Method >5 | <1.0 | <1.0 | <1.0 |
| Water | WC Method >0.2 | NEG | NEG | NEG |
| Glycol | WC Method | NEG | NEG | NEG |

WEAR METALS

| method | limit/base | current | history1 | history2 |
|----------|----------------------|--------------|----------|----------|
| Iron | ppm ASTM D5185m >80 | 31 | 40 | 28 |
| Chromium | ppm ASTM D5185m >5 | 1 | 2 | 2 |
| Nickel | ppm ASTM D5185m >2 | 0 | 0 | <1 |
| Titanium | ppm ASTM D5185m | 0 | 0 | 0 |
| Silver | ppm ASTM D5185m >3 | 0 | 0 | 0 |
| Aluminum | ppm ASTM D5185m >30 | 11 | 14 | 11 |
| Lead | ppm ASTM D5185m >30 | 0 | 0 | 0 |
| Copper | ppm ASTM D5185m >150 | 3 | 4 | 7 |
| Tin | ppm ASTM D5185m >5 | <1 | <1 | <1 |
| Vanadium | ppm ASTM D5185m | 0 | 0 | 0 |
| Cadmium | ppm ASTM D5185m | 0 | 0 | 0 |

ADDITIVES

| method | limit/base | current | history1 | history2 |
|------------|----------------------|--------------|----------|----------|
| Boron | ppm ASTM D5185m 2 | 15 | 8 | 15 |
| Barium | ppm ASTM D5185m 0 | <1 | 0 | 0 |
| Molybdenum | ppm ASTM D5185m 50 | 61 | 68 | 70 |
| Manganese | ppm ASTM D5185m 0 | <1 | <1 | <1 |
| Magnesium | ppm ASTM D5185m 950 | 814 | 934 | 856 |
| Calcium | ppm ASTM D5185m 1050 | 1261 | 1388 | 1328 |
| Phosphorus | ppm ASTM D5185m 995 | 984 | 1085 | 999 |
| Zinc | ppm ASTM D5185m 1180 | 1178 | 1367 | 1188 |
| Sulfur | ppm ASTM D5185m 2600 | 3027 | 3108 | 2560 |

CONTAMINANTS

| method | limit/base | current | history1 | history2 |
|-----------|---------------------|----------|----------|----------|
| Silicon | ppm ASTM D5185m >20 | 7 | 8 | 7 |
| Sodium | ppm ASTM D5185m | 1 | 2 | 2 |
| Potassium | ppm ASTM D5185m >20 | 2 | 4 | 6 |

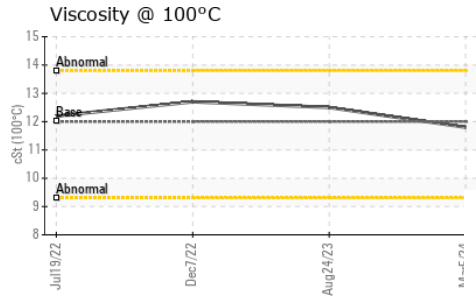
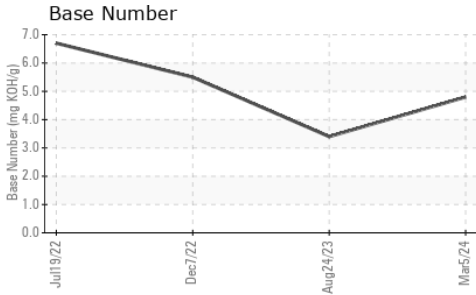
INFRA-RED

| method | limit/base | current | history1 | history2 |
|-----------|--------------------------|-------------|----------|----------|
| Soot % | % *ASTM D7844 >3 | 1.3 | 1.7 | 1.4 |
| Nitration | Abs/cm *ASTM D7624 >20 | 12.4 | 14.6 | 14.0 |
| Sulfation | Abs/.1mm *ASTM D7415 >30 | 27.9 | 29.9 | 29.0 |

FLUID DEGRADATION

| method | limit/base | current | history1 | history2 |
|------------------|--------------------------|-------------|----------|----------|
| Oxidation | Abs/.1mm *ASTM D7414 >25 | 25.7 | 28.4 | 25.5 |
| Base Number (BN) | mg KOH/g ASTM D2896 | 4.8 | 3.4 | 5.5 |

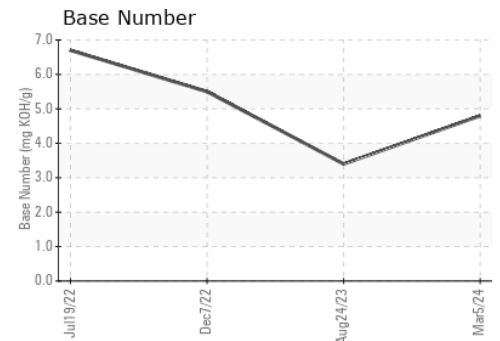
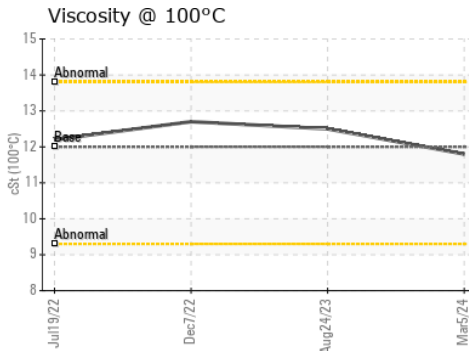
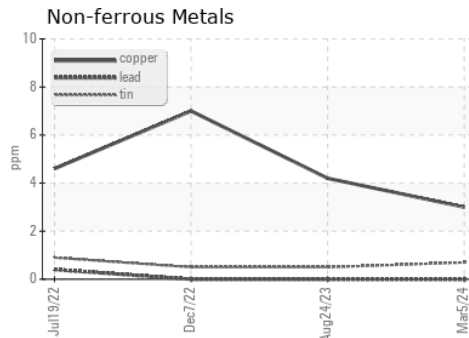
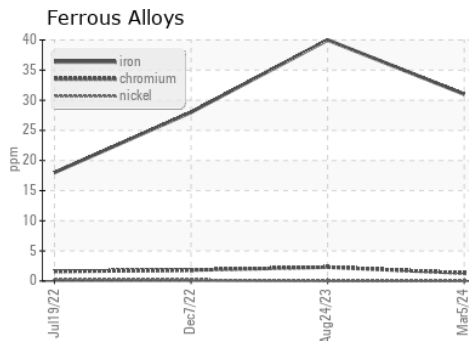
OIL ANALYSIS REPORT



| VISUAL | method | limit/base | current | history1 | history2 |
|------------------|--------|------------|---------|----------|----------|
| White Metal | scalar | *Visual | NONE | NONE | NONE |
| Yellow Metal | scalar | *Visual | NONE | NONE | NONE |
| Precipitate | scalar | *Visual | NONE | NONE | NONE |
| Silt | scalar | *Visual | NONE | NONE | NONE |
| Debris | scalar | *Visual | NONE | NONE | NONE |
| Sand/Dirt | scalar | *Visual | NONE | NONE | NONE |
| Appearance | scalar | *Visual | NORML | NORML | NORML |
| Odor | scalar | *Visual | NORML | NORML | NORML |
| Emulsified Water | scalar | *Visual | >0.2 | NEG | NEG |
| Free Water | scalar | *Visual | | NEG | NEG |

| FLUID PROPERTIES | method | limit/base | current | history1 | history2 | |
|------------------|--------|------------|---------|-------------|----------|------|
| Visc @ 100°C | cSt | ASTM D445 | 12.00 | 11.8 | 12.5 | 12.7 |

GRAPHS



Certificate L2367

Laboratory : WearCheck USA - 501 Madison Ave., Cary, NC 27513
Sample No. : PCA0116440
Lab Number : **06124257**
Unique Number : 10938408
Test Package : FLEET
Received : 20 Mar 2024
Tested : 21 Mar 2024
Diagnosed : 23 Mar 2024 - Don Baldrige

Transervice - Shop 1373 - Berkeley-Anderson/Pendergrass
 101 Alliance Parkway
 Willamston, SC
 US 29697
 Contact: Sonny Boucher
 sboucher@transervice.com
 T: (864)226-2304
 F: (864)226-2329

To discuss this sample report, contact Customer Service at 1-800-237-1369.

* - Denotes test methods that are outside of the ISO 17025 scope of accreditation.

Statements of conformity to specifications are based on the simple acceptance decision rule (JCGM 106:2012)