

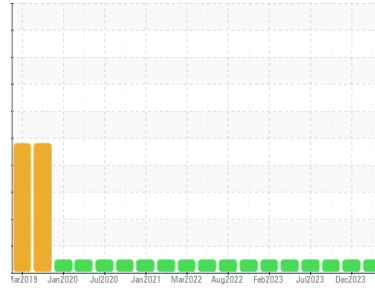
OIL ANALYSIS REPORT

Sample Rating Trend

NORMAL



Area
KEMP QUARRIES / KEMP STONE - FAIRLAND [69063]
Machine Id
WL128
Component
Front Right Final Drive
Fluid
PETRO CANADA PRODURO TO-4 SAE 50 (--- GAL)



DIAGNOSIS

Recommendation

Resample at the next service interval to monitor. (Customer Sample Comment: PM-1 sampled fluid)

Wear

All component wear rates are normal.

Contamination

There is no indication of any contamination in the oil.

Fluid Condition

The condition of the oil is acceptable for the time in service.

SAMPLE INFORMATION

	method	limit/base	current	history1	history2
Sample Number	Client Info		PCA0109310	PCA0086568	PCA0084723
Sample Date	Client Info		20 Mar 2024	21 Dec 2023	06 Oct 2023
Machine Age	hrs	Client Info	35410	34924	34458
Oil Age	hrs	Client Info	35410	34924	34458
Oil Changed	Client Info		N/A	Changed	N/A
Sample Status			NORMAL	NORMAL	NORMAL

CONTAMINATION

	method	limit/base	current	history1	history2
Water	WC Method	>0.2	NEG	NEG	NEG

WEAR METALS

	method	limit/base	current	history1	history2
Iron	ppm	ASTM D5185m >800	15	30	25
Chromium	ppm	ASTM D5185m >10	<1	0	3
Nickel	ppm	ASTM D5185m >5	<1	0	0
Titanium	ppm	ASTM D5185m >15	<1	<1	0
Silver	ppm	ASTM D5185m >2	0	0	0
Aluminum	ppm	ASTM D5185m >75	3	2	3
Lead	ppm	ASTM D5185m >10	<1	<1	0
Copper	ppm	ASTM D5185m >75	<1	1	<1
Tin	ppm	ASTM D5185m >8	<1	<1	0
Vanadium	ppm	ASTM D5185m	<1	0	0
Cadmium	ppm	ASTM D5185m	<1	0	0

ADDITIVES

	method	limit/base	current	history1	history2
Boron	ppm	ASTM D5185m 2	0	<1	0
Barium	ppm	ASTM D5185m 0	1	0	0
Molybdenum	ppm	ASTM D5185m 0	1	0	<1
Manganese	ppm	ASTM D5185m 0	<1	<1	0
Magnesium	ppm	ASTM D5185m 9	9	17	15
Calcium	ppm	ASTM D5185m 3114	3503	3216	3362
Phosphorus	ppm	ASTM D5185m 1099	1109	947	944
Zinc	ppm	ASTM D5185m 1245	1294	1180	1210
Sulfur	ppm	ASTM D5185m 7086	5745	4719	4926

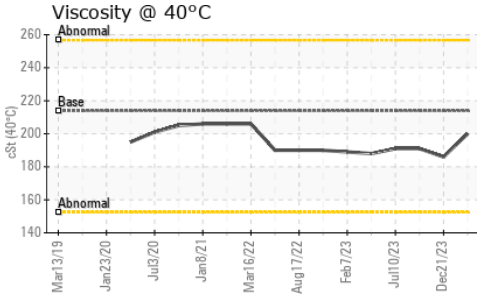
CONTAMINANTS

	method	limit/base	current	history1	history2
Silicon	ppm	ASTM D5185m >400	10	33	35
Sodium	ppm	ASTM D5185m	0	1	0
Potassium	ppm	ASTM D5185m >20	2	0	1

VISUAL

	method	limit/base	current	history1	history2
White Metal	scalar	*Visual NONE	NONE	NONE	NONE
Yellow Metal	scalar	*Visual NONE	NONE	NONE	NONE
Precipitate	scalar	*Visual NONE	NONE	NONE	NONE
Silt	scalar	*Visual NONE	NONE	NONE	NONE
Debris	scalar	*Visual NONE	NONE	NONE	NONE
Sand/Dirt	scalar	*Visual NONE	NONE	NONE	NONE
Appearance	scalar	*Visual NORML	NORML	NORML	NORML
Odor	scalar	*Visual NORML	NORML	NORML	NORML
Emulsified Water	scalar	*Visual >0.2	NEG	NEG	NEG
Free Water	scalar	*Visual	NEG	NEG	NEG

OIL ANALYSIS REPORT

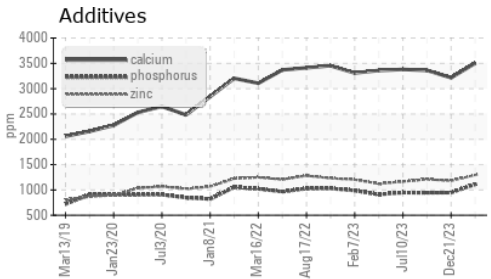
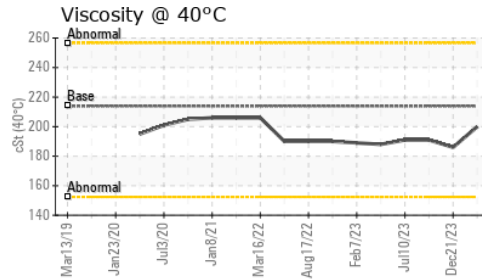
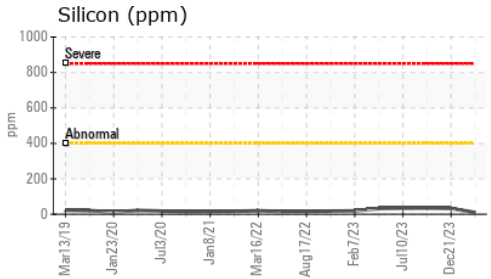
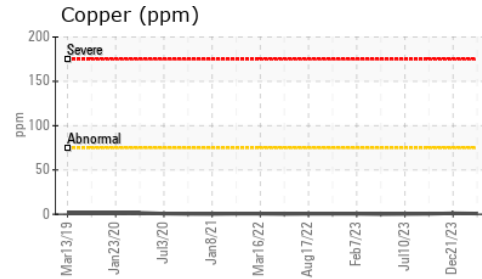
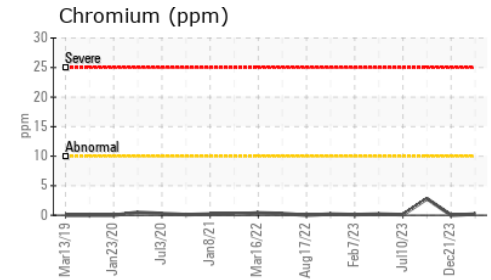
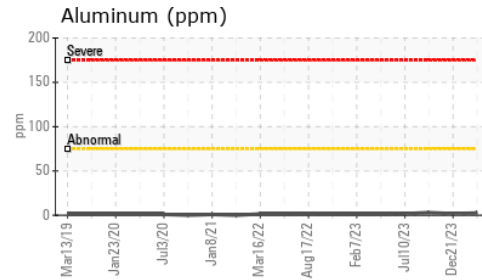
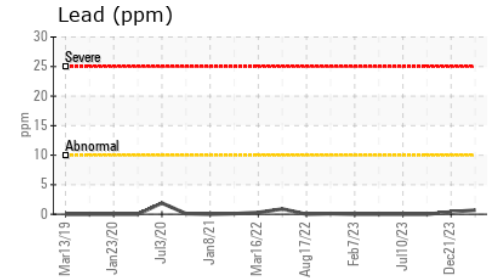
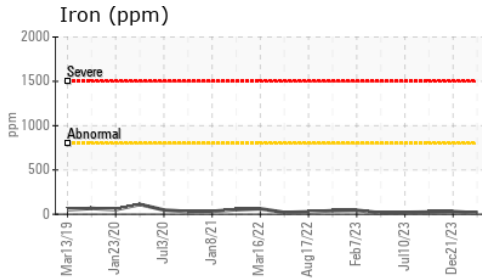


FLUID PROPERTIES		method	limit/base	current	history1	history2
Visc @ 40°C	cSt	ASTM D445	213.9	200	186	191

SAMPLE IMAGES		method	limit/base	current	history1	history2
---------------	--	--------	------------	---------	----------	----------

Color				no image	no image	no image
Bottom				no image	no image	no image

GRAPHS



Certificate L2367

Laboratory : WearCheck USA - 501 Madison Ave., Cary, NC 27513
Sample No. : PCA0109310
Lab Number : **06128916**
Unique Number : 10943067
Test Package : MOB 1

Received : 25 Mar 2024
Tested : 28 Mar 2024
Diagnosed : 28 Mar 2024 - Don Baldrige

Kemp Quarries - Kemp Stone - Fairland
 18350 S 590 Rd
 Fairland, OK
 US 74343

Contact: fairland@kempstone.com

To discuss this sample report, contact Customer Service at 1-800-237-1369.

* - Denotes test methods that are outside of the ISO 17025 scope of accreditation.

Statements of conformity to specifications are based on the simple acceptance decision rule (JCGM 106:2012)

T:
F: