



OIL ANALYSIS REPORT

Sample Rating Trend

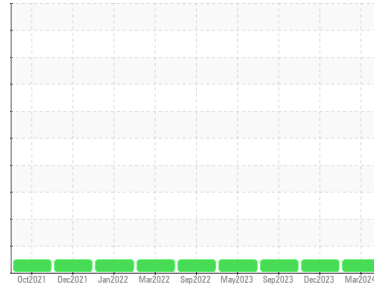
NORMAL



Machine Id
711010

Component
Natural Gas Engine

Fluid
PETRO CANADA DURON GEO LD 15W40 (--- LTR)



DIAGNOSIS

Recommendation

Resample at the next service interval to monitor.

Wear

All component wear rates are normal.

Contamination

There is no indication of any contamination in the oil.

Fluid Condition

The BN result indicates that there is suitable alkalinity remaining in the oil. The condition of the oil is suitable for further service.

SAMPLE INFORMATION

	method	limit/base	current	history1	history2
Sample Number	Client Info		GFL0115469	GFL0094231	GFL0089731
Sample Date	Client Info		22 Mar 2024	08 Dec 2023	07 Sep 2023
Machine Age	hrs	Client Info	7000	6175	5464
Oil Age	hrs	Client Info	825	711	694
Oil Changed	Client Info		Not Chngd	Changed	Changed
Sample Status			NORMAL	NORMAL	NORMAL

CONTAMINATION

	method	limit/base	current	history1	history2
Water	WC Method	>0.1	NEG	NEG	NEG

WEAR METALS

	method	limit/base	current	history1	history2
Iron	ppm	ASTM D5185m >50	21	5	4
Chromium	ppm	ASTM D5185m >4	0	<1	<1
Nickel	ppm	ASTM D5185m >2	<1	<1	0
Titanium	ppm	ASTM D5185m	0	<1	0
Silver	ppm	ASTM D5185m >3	0	0	0
Aluminum	ppm	ASTM D5185m >9	2	1	2
Lead	ppm	ASTM D5185m >30	1	<1	<1
Copper	ppm	ASTM D5185m >35	<1	<1	<1
Tin	ppm	ASTM D5185m >4	<1	<1	<1
Vanadium	ppm	ASTM D5185m	0	0	0
Cadmium	ppm	ASTM D5185m	0	<1	0

ADDITIVES

	method	limit/base	current	history1	history2
Boron	ppm	ASTM D5185m 50	4	26	27
Barium	ppm	ASTM D5185m 5	0	11	0
Molybdenum	ppm	ASTM D5185m 50	59	50	49
Manganese	ppm	ASTM D5185m 0	<1	<1	1
Magnesium	ppm	ASTM D5185m 560	889	542	616
Calcium	ppm	ASTM D5185m 1510	1066	1460	1591
Phosphorus	ppm	ASTM D5185m 780	1049	759	803
Zinc	ppm	ASTM D5185m 870	1255	912	1022
Sulfur	ppm	ASTM D5185m 2040	3441	2715	3185

CONTAMINANTS

	method	limit/base	current	history1	history2
Silicon	ppm	ASTM D5185m >+100	3	3	3
Sodium	ppm	ASTM D5185m	17	4	4
Potassium	ppm	ASTM D5185m >20	10	3	3

INFRA-RED

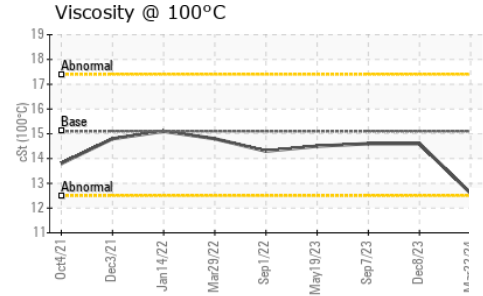
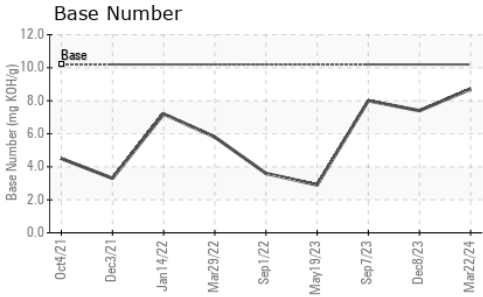
	method	limit/base	current	history1	history2
Soot %	%	*ASTM D7844	1.5	0	0.1
Nitration	Abs/cm	*ASTM D7624 >20	10.4	8.4	8.3
Sulfation	Abs/.1mm	*ASTM D7415 >30	20.6	18.5	17.9

FLUID DEGRADATION

	method	limit/base	current	history1	history2
Oxidation	Abs/.1mm	*ASTM D7414 >25	16.5	16.1	15.1
Base Number (BN)	mg KOH/g	ASTM D2896 10.2	8.7	7.4	8.0



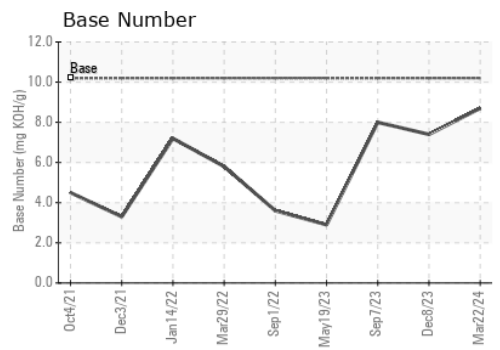
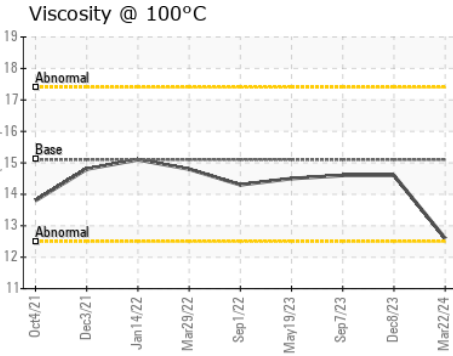
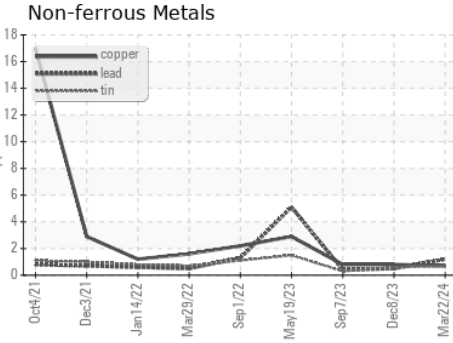
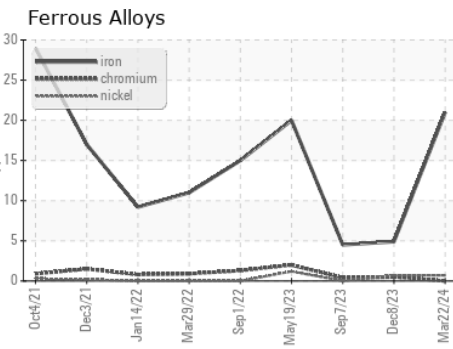
OIL ANALYSIS REPORT



VISUAL	method	limit/base	current	history1	history2
White Metal	scalar	*Visual	NONE	NONE	NONE
Yellow Metal	scalar	*Visual	NONE	NONE	NONE
Precipitate	scalar	*Visual	NONE	NONE	NONE
Silt	scalar	*Visual	NONE	NONE	NONE
Debris	scalar	*Visual	NONE	NONE	NONE
Sand/Dirt	scalar	*Visual	NONE	NONE	NONE
Appearance	scalar	*Visual	NORML	NORML	NORML
Odor	scalar	*Visual	NORML	NORML	NORML
Emulsified Water	scalar	*Visual	>0.1	NEG	NEG
Free Water	scalar	*Visual		NEG	NEG

FLUID PROPERTIES	method	limit/base	current	history1	history2
Visc @ 100°C	cSt	ASTM D445	15.1	12.6	14.6

GRAPHS



Laboratory : WearCheck USA - 501 Madison Ave., Cary, NC 27513
Sample No. : GFL0115469
Lab Number : **06129114**
Unique Number : 10943265
Test Package : FLEET
Received : 26 Mar 2024
Tested : 27 Mar 2024
Diagnosed : 28 Mar 2024 - Don Baldrige

GFL Environmental - 882 - Gainesville
 5002 SW 41st Blvd
 Gainesville, FL
 US 32608
 Contact: ROBERT CLARK
 robert.clark@gflenv.com

Certificate L2367
 To discuss this sample report, contact Customer Service at 1-800-237-1369.
 * - Denotes test methods that are outside of the ISO 17025 scope of accreditation.
 Statements of conformity to specifications are based on the simple acceptance decision rule (JCGM 106:2012)