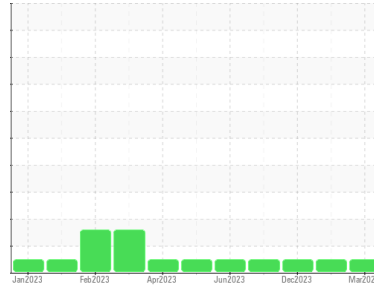




OIL ANALYSIS REPORT

Sample Rating Trend



NORMAL



Machine Id
733003

Component
Natural Gas Engine

Fluid
PETRO CANADA DURON GEO LD 15W40 (28 QTS)

DIAGNOSIS

Recommendation

Resample at the next service interval to monitor.

Wear

Metal levels are typical for a new component breaking in.

Contamination

There is no indication of any contamination in the oil.

Fluid Condition

The BN result indicates that there is suitable alkalinity remaining in the oil. The condition of the oil is suitable for further service.

SAMPLE INFORMATION

method	limit/base	current	history1	history2
Sample Number	Client Info	GFL0106796	GFL0078139	GFL0092081
Sample Date	Client Info	16 Mar 2024	28 Dec 2023	18 Dec 2023
Machine Age	hrs	3588	2957	2881
Oil Age	hrs	0	12428	0
Oil Changed	Client Info	Changed	Changed	Not Changed
Sample Status		NORMAL	NORMAL	NORMAL

CONTAMINATION

method	limit/base	current	history1	history2
Water	WC Method >0.1	NEG	NEG	NEG

WEAR METALS

method	limit/base	current	history1	history2	
Iron	ppm	ASTM D5185m >50	8	6	7
Chromium	ppm	ASTM D5185m >4	<1	<1	<1
Nickel	ppm	ASTM D5185m >2	<1	0	<1
Titanium	ppm	ASTM D5185m	0	0	<1
Silver	ppm	ASTM D5185m >3	0	0	0
Aluminum	ppm	ASTM D5185m >9	2	1	1
Lead	ppm	ASTM D5185m >30	1	0	0
Copper	ppm	ASTM D5185m >35	1	1	2
Tin	ppm	ASTM D5185m >4	1	<1	<1
Vanadium	ppm	ASTM D5185m	0	<1	<1
Cadmium	ppm	ASTM D5185m	0	0	0

ADDITIVES

method	limit/base	current	history1	history2	
Boron	ppm	ASTM D5185m 50	9	10	11
Barium	ppm	ASTM D5185m 5	0	0	1
Molybdenum	ppm	ASTM D5185m 50	53	51	43
Manganese	ppm	ASTM D5185m 0	<1	<1	2
Magnesium	ppm	ASTM D5185m 560	547	524	698
Calcium	ppm	ASTM D5185m 1510	1615	1539	1462
Phosphorus	ppm	ASTM D5185m 780	691	677	644
Zinc	ppm	ASTM D5185m 870	968	918	933
Sulfur	ppm	ASTM D5185m 2040	2704	2231	2018

CONTAMINANTS

method	limit/base	current	history1	history2	
Silicon	ppm	ASTM D5185m >+100	4	3	19
Sodium	ppm	ASTM D5185m	8	6	8
Potassium	ppm	ASTM D5185m >20	3	0	3

INFRA-RED

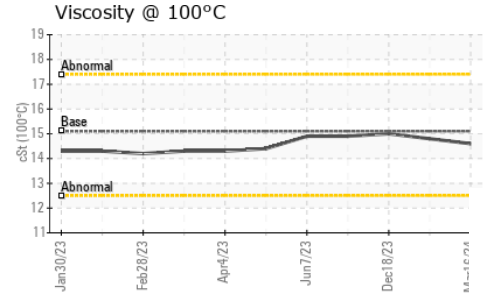
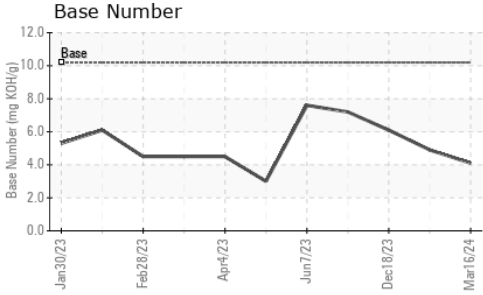
method	limit/base	current	history1	history2	
Soot %	%	*ASTM D7844	0	0	0
Nitration	Abs/cm	*ASTM D7624 >20	11.3	10.7	9.3
Sulfation	Abs/.1mm	*ASTM D7415 >30	21.8	21.4	27.0

FLUID DEGRADATION

method	limit/base	current	history1	history2	
Oxidation	Abs/.1mm	*ASTM D7414 >25	19.2	18.1	28.5
Base Number (BN)	mg KOH/g	ASTM D2896 10.2	4.1	4.9	6.1



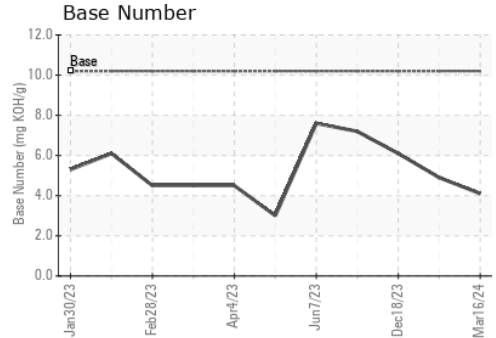
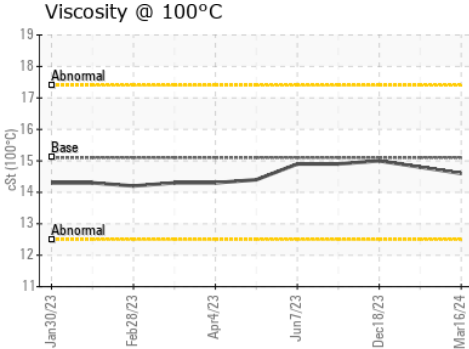
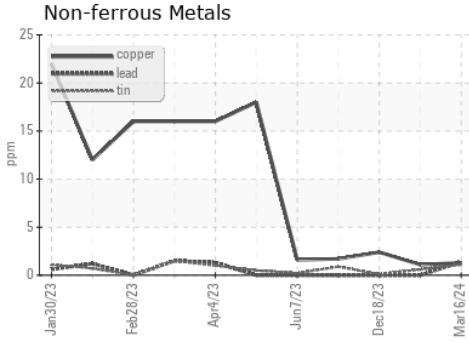
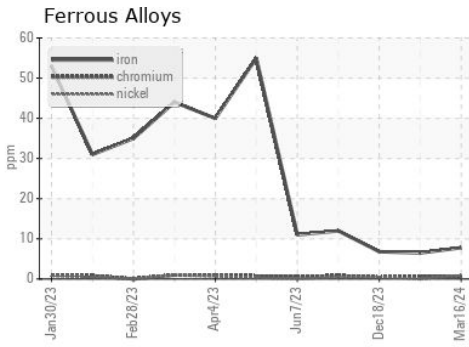
OIL ANALYSIS REPORT



VISUAL	method	limit/base	current	history1	history2
White Metal	scalar	*Visual	NONE	NONE	NONE
Yellow Metal	scalar	*Visual	NONE	NONE	NONE
Precipitate	scalar	*Visual	NONE	NONE	NONE
Silt	scalar	*Visual	NONE	NONE	NONE
Debris	scalar	*Visual	NONE	NONE	NONE
Sand/Dirt	scalar	*Visual	NONE	NONE	NONE
Appearance	scalar	*Visual	NORML	NORML	NORML
Odor	scalar	*Visual	NORML	NORML	NORML
Emulsified Water	scalar	*Visual	>0.1	NEG	NEG
Free Water	scalar	*Visual		NEG	NEG

FLUID PROPERTIES	method	limit/base	current	history1	history2	
Visc @ 100°C	cSt	ASTM D445	15.1	14.6	14.8	15.0

GRAPHS



Certificate L2367

Laboratory : WearCheck USA - 501 Madison Ave., Cary, NC 27513
Sample No. : GFL0106796
Lab Number : 06129143
Unique Number : 10943294
Test Package : FLEET

Received : 26 Mar 2024
Tested : 27 Mar 2024
Diagnosed : 27 Mar 2024 - Wes Davis

GFL Environmental - 856 - Houston South
 8515 Highway 6 South
 Houston, TX
 US 77083
 Contact: Jose Gonzalez
 jgonzalez2@gflenv.com

To discuss this sample report, contact Customer Service at 1-800-237-1369.

* - Denotes test methods that are outside of the ISO 17025 scope of accreditation.

Statements of conformity to specifications are based on the simple acceptance decision rule (JCGM 106:2012)

T:
F: