



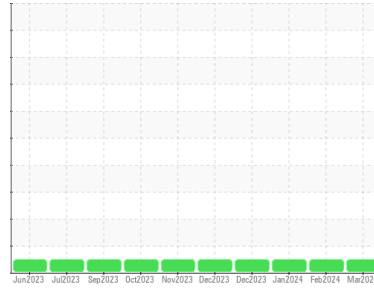
OIL ANALYSIS REPORT

Sample Rating Trend

NORMAL



Area
(GED668) {UNASSIGNED}
 Machine Id
933041
 Component
Natural Gas Engine
 Fluid
PETRO CANADA DURON SHP 15W40 (8 GAL)



DIAGNOSIS

Recommendation

Resample at the next service interval to monitor.

Wear

All component wear rates are normal.

Contamination

There is no indication of any contamination in the oil.

Fluid Condition

The BN result indicates that there is suitable alkalinity remaining in the oil. The condition of the oil is suitable for further service.

SAMPLE INFORMATION

method	limit/base	current	history1	history2
Sample Number	Client Info	GFL0115713	GFL0109956	GFL0109903
Sample Date	Client Info	22 Mar 2024	09 Feb 2024	23 Jan 2024
Machine Age	hrs	2305	2001	1770
Oil Age	hrs	598	294	657
Oil Changed	Client Info	Changed	Not Changd	Changed
Sample Status		NORMAL	NORMAL	NORMAL

CONTAMINATION

method	limit/base	current	history1	history2
Water	WC Method >0.1	NEG	NEG	NEG

WEAR METALS

method	limit/base	current	history1	history2	
Iron	ppm	ASTM D5185m >50	21	10	20
Chromium	ppm	ASTM D5185m >4	2	<1	1
Nickel	ppm	ASTM D5185m >2	<1	0	<1
Titanium	ppm	ASTM D5185m	<1	<1	0
Silver	ppm	ASTM D5185m >3	0	0	0
Aluminum	ppm	ASTM D5185m >9	7	1	3
Lead	ppm	ASTM D5185m >30	1	0	1
Copper	ppm	ASTM D5185m >35	8	2	2
Tin	ppm	ASTM D5185m >4	1	0	<1
Vanadium	ppm	ASTM D5185m	0	0	0
Cadmium	ppm	ASTM D5185m	<1	0	0

ADDITIVES

method	limit/base	current	history1	history2	
Boron	ppm	ASTM D5185m 0	4	9	<1
Barium	ppm	ASTM D5185m 0	0	0	0
Molybdenum	ppm	ASTM D5185m 60	73	67	62
Manganese	ppm	ASTM D5185m 0	<1	0	<1
Magnesium	ppm	ASTM D5185m 1010	973	904	898
Calcium	ppm	ASTM D5185m 1070	1231	1065	1152
Phosphorus	ppm	ASTM D5185m 1150	1009	932	823
Zinc	ppm	ASTM D5185m 1270	1282	1194	1146
Sulfur	ppm	ASTM D5185m 2060	2981	2847	2530

CONTAMINANTS

method	limit/base	current	history1	history2	
Silicon	ppm	ASTM D5185m >+100	6	3	6
Sodium	ppm	ASTM D5185m	6	2	6
Potassium	ppm	ASTM D5185m >20	16	5	6

INFRA-RED

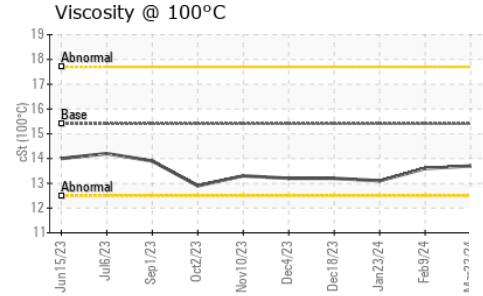
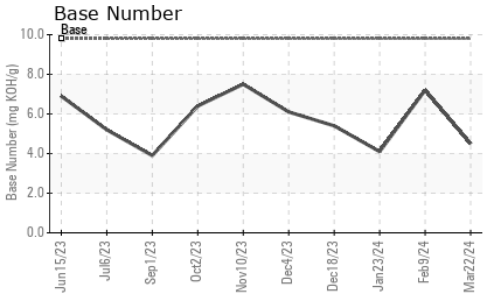
method	limit/base	current	history1	history2	
Soot %	%	*ASTM D7844	0	0	0
Nitration	Abs/cm	*ASTM D7624 >20	9.6	7.2	10.3
Sulfation	Abs/.1mm	*ASTM D7415 >30	20.0	17.8	20.1

FLUID DEGRADATION

method	limit/base	current	history1	history2	
Oxidation	Abs/.1mm	*ASTM D7414 >25	15.1	13.3	14.5
Base Number (BN)	mg KOH/g	ASTM D2896 9.8	4.5	7.2	4.1



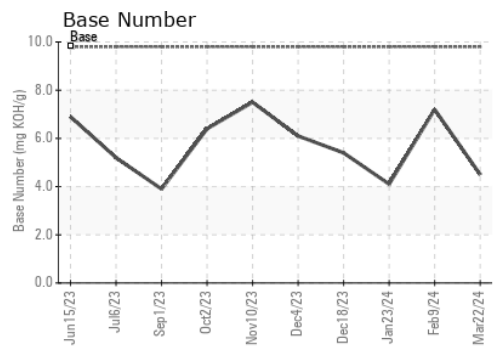
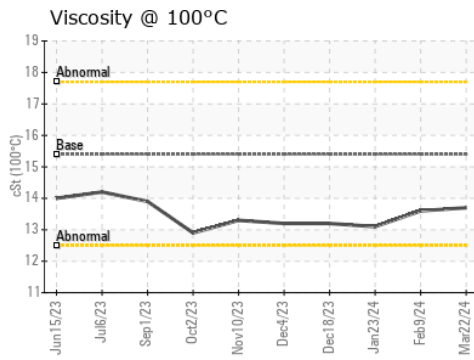
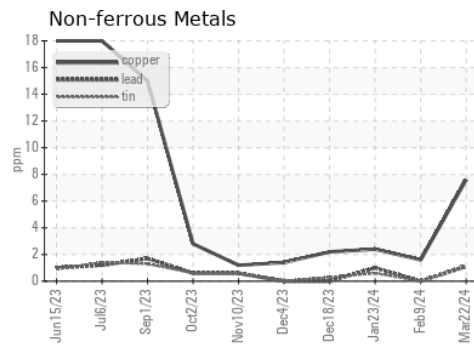
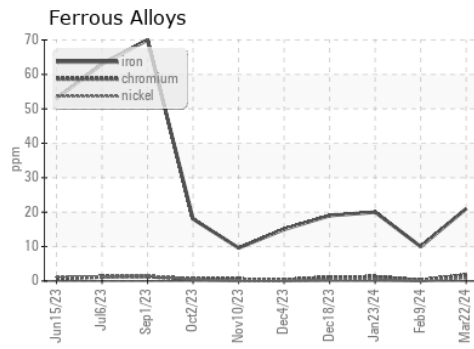
OIL ANALYSIS REPORT



VISUAL	method	limit/base	current	history1	history2
White Metal	scalar	*Visual	NONE	NONE	NONE
Yellow Metal	scalar	*Visual	NONE	NONE	NONE
Precipitate	scalar	*Visual	NONE	NONE	NONE
Silt	scalar	*Visual	NONE	NONE	NONE
Debris	scalar	*Visual	NONE	NONE	NONE
Sand/Dirt	scalar	*Visual	NONE	NONE	NONE
Appearance	scalar	*Visual	NORML	NORML	NORML
Odor	scalar	*Visual	NORML	NORML	NORML
Emulsified Water	scalar	*Visual	>0.1	NEG	NEG
Free Water	scalar	*Visual		NEG	NEG

FLUID PROPERTIES	method	limit/base	current	history1	history2	
Visc @ 100°C	cSt	ASTM D445	15.4	13.7	13.6	13.1

GRAPHS



Laboratory : WearCheck USA - 501 Madison Ave., Cary, NC 27513
Sample No. : GFL0115713 **Received** : 26 Mar 2024
Lab Number : **06129169** **Tested** : 01 Apr 2024
Unique Number : 10943320 **Diagnosed** : 01 Apr 2024 - Wes Davis
Test Package : FLEET

GFL Environmental - 010 - Stockbridge
 1280 Rum Creek Parkway
 Stockbridge, GA
 US 30281
 Contact: JOSHUA TINKER
 joshuatinker@gflenv.com

To discuss this sample report, contact Customer Service at 1-800-237-1369.
 * - Denotes test methods that are outside of the ISO 17025 scope of accreditation.
 Statements of conformity to specifications are based on the simple acceptance decision rule (JCGM 106:2012)