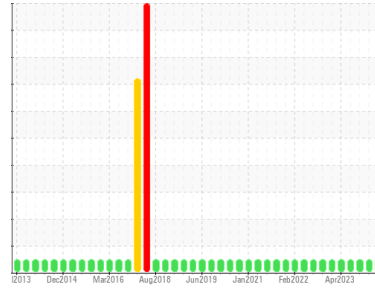


OIL ANALYSIS REPORT



Area
Off-Road
Machine Id
L97
Component
Diesel Engine
Fluid
PETRO CANADA DURON SHP 15W40 (--- GAL)

Sample Rating Trend



NORMAL



DIAGNOSIS

Recommendation

Resample at the next service interval to monitor.

Wear

All component wear rates are normal.

Contamination

There is no indication of any contamination in the oil.

Fluid Condition

The BN result indicates that there is suitable alkalinity remaining in the oil. The condition of the oil is suitable for further service.

SAMPLE INFORMATION

| | method | limit/base | current | history1 | history2 |
|---------------|-------------|-------------|--------------------|-------------|-------------|
| Sample Number | Client Info | | PCA0090477 | PCA0083386 | PCA0090501 |
| Sample Date | Client Info | | 19 Mar 2024 | 15 Nov 2023 | 20 Sep 2023 |
| Machine Age | hrs | Client Info | 120509 | 120509 | 120509 |
| Oil Age | hrs | Client Info | 120509 | 120509 | 120509 |
| Oil Changed | Client Info | | N/A | N/A | N/A |
| Sample Status | | | NORMAL | NORMAL | NORMAL |

CONTAMINATION

| | method | limit/base | current | history1 | history2 |
|--------|-----------|------------|------------|----------|----------|
| Water | WC Method | >0.2 | NEG | NEG | NEG |
| Glycol | WC Method | | NEG | NEG | NEG |

WEAR METALS

| | method | limit/base | current | history1 | history2 |
|----------|--------|------------------|--------------|----------|----------|
| Iron | ppm | ASTM D5185m >100 | 9 | 8 | 12 |
| Chromium | ppm | ASTM D5185m >20 | 0 | <1 | 0 |
| Nickel | ppm | ASTM D5185m >2 | <1 | 0 | 0 |
| Titanium | ppm | ASTM D5185m >2 | <1 | <1 | 0 |
| Silver | ppm | ASTM D5185m >2 | 0 | 0 | 0 |
| Aluminum | ppm | ASTM D5185m >25 | 1 | 1 | 1 |
| Lead | ppm | ASTM D5185m >40 | 2 | <1 | <1 |
| Copper | ppm | ASTM D5185m >330 | 5 | 5 | 11 |
| Tin | ppm | ASTM D5185m >15 | <1 | 0 | 0 |
| Vanadium | ppm | ASTM D5185m | 0 | 0 | 0 |
| Cadmium | ppm | ASTM D5185m | 0 | <1 | 0 |

ADDITIVES

| | method | limit/base | current | history1 | history2 |
|------------|--------|------------------|--------------|----------|----------|
| Boron | ppm | ASTM D5185m 0 | 15 | 12 | 8 |
| Barium | ppm | ASTM D5185m 0 | 0 | <1 | 0 |
| Molybdenum | ppm | ASTM D5185m 60 | 57 | 58 | 57 |
| Manganese | ppm | ASTM D5185m 0 | <1 | 0 | 0 |
| Magnesium | ppm | ASTM D5185m 1010 | 865 | 841 | 928 |
| Calcium | ppm | ASTM D5185m 1070 | 1068 | 997 | 1126 |
| Phosphorus | ppm | ASTM D5185m 1150 | 1028 | 970 | 985 |
| Zinc | ppm | ASTM D5185m 1270 | 1194 | 1122 | 1247 |
| Sulfur | ppm | ASTM D5185m 2060 | 3432 | 2805 | 3649 |

CONTAMINANTS

| | method | limit/base | current | history1 | history2 |
|-----------|--------|-----------------|----------------|----------|----------|
| Silicon | ppm | ASTM D5185m >25 | 4 | 3 | 4 |
| Sodium | ppm | ASTM D5185m | 4 | 0 | 3 |
| Potassium | ppm | ASTM D5185m >20 | 3 | 2 | 3 |
| Fuel | % | ASTM D3524 >5 | <1.0 | <1.0 | <1.0 |

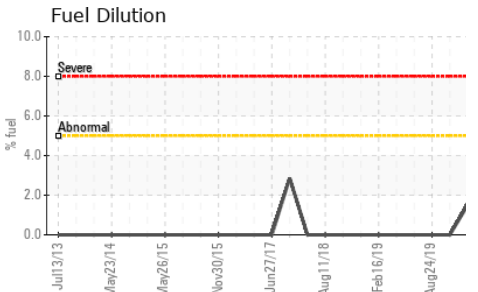
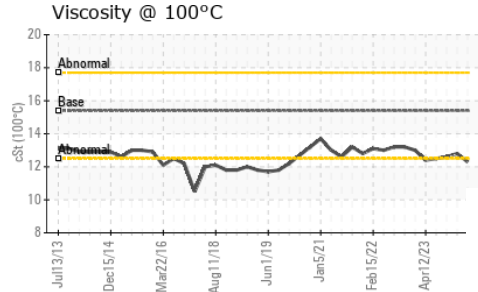
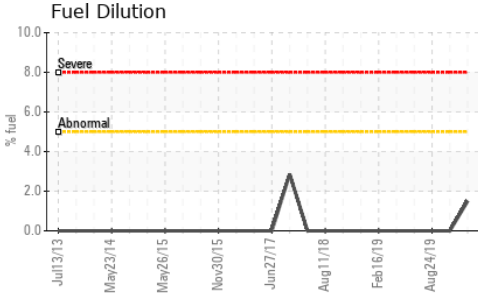
INFRA-RED

| | method | limit/base | current | history1 | history2 |
|-----------|----------|-----------------|-------------|----------|----------|
| Soot % | % | *ASTM D7844 >3 | 0.2 | 0.2 | 0.2 |
| Nitration | Abs/cm | *ASTM D7624 >20 | 6.2 | 5.5 | 6.6 |
| Sulfation | Abs/.1mm | *ASTM D7415 >30 | 17.8 | 18.0 | 17.5 |

FLUID DEGRADATION

| | method | limit/base | current | history1 | history2 |
|------------------|----------|-----------------|-------------|----------|----------|
| Oxidation | Abs/.1mm | *ASTM D7414 >25 | 13.1 | 13.3 | 12.7 |
| Base Number (BN) | mg KOH/g | ASTM D2896 9.8 | 9.43 | 9.16 | 9.67 |

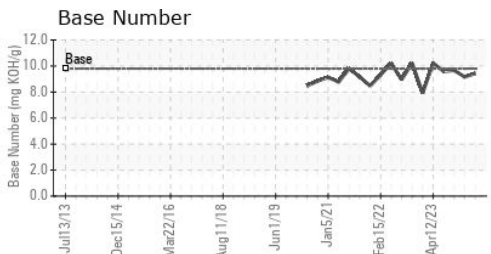
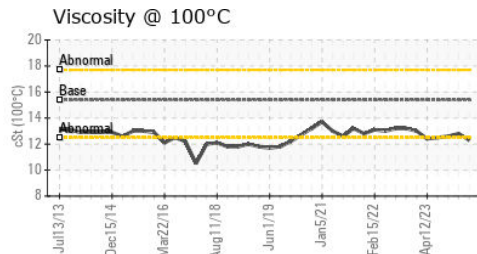
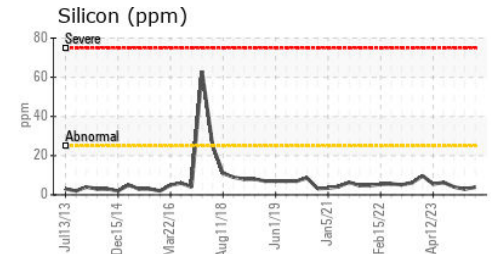
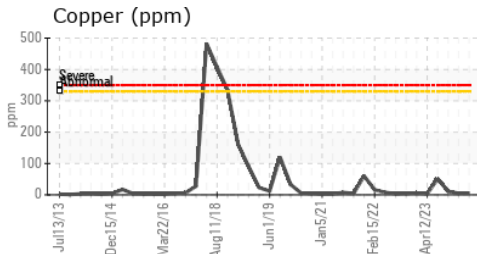
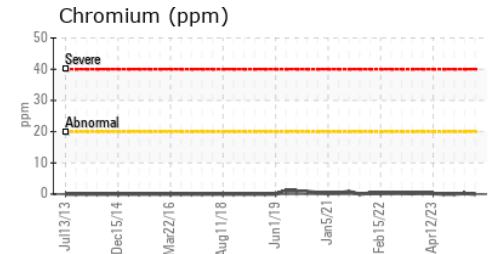
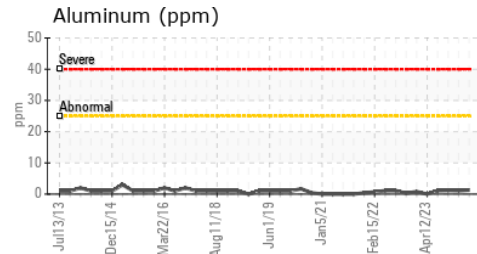
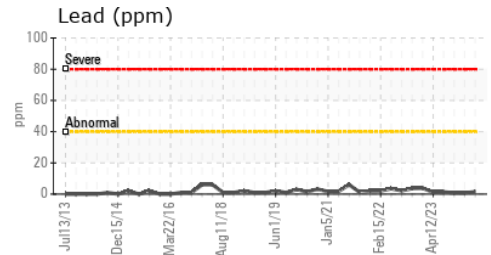
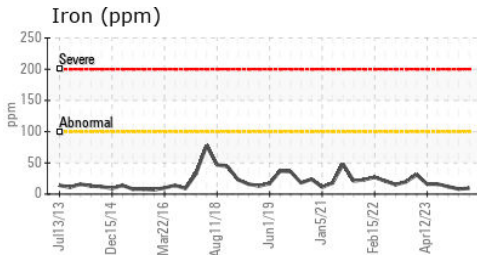
OIL ANALYSIS REPORT



| VISUAL | method | limit/base | current | history1 | history2 |
|------------------|--------|------------|---------|----------|----------|
| White Metal | scalar | *Visual | NONE | NONE | LIGHT |
| Yellow Metal | scalar | *Visual | NONE | NONE | NONE |
| Precipitate | scalar | *Visual | NONE | NONE | NONE |
| Silt | scalar | *Visual | NONE | NONE | NONE |
| Debris | scalar | *Visual | NONE | NONE | NONE |
| Sand/Dirt | scalar | *Visual | NONE | NONE | NONE |
| Appearance | scalar | *Visual | NORML | NORML | NORML |
| Odor | scalar | *Visual | NORML | NORML | NORML |
| Emulsified Water | scalar | *Visual | >0.2 | NEG | NEG |
| Free Water | scalar | *Visual | | NEG | NEG |

| FLUID PROPERTIES | method | limit/base | current | history1 | history2 | |
|------------------|--------|------------|---------|-------------|----------|------|
| Visc @ 100°C | cSt | ASTM D445 | 15.4 | 12.3 | 12.8 | 12.6 |

GRAPHS



Certificate L2367

Laboratory : WearCheck USA - 501 Madison Ave., Cary, NC 27513
Sample No. : PCA0090477
Lab Number : **06129557**
Unique Number : 10943708
Test Package : MOB 2 (Additional Tests: FuelDilution)

WIN Waste Innovations - Shop # - Taunton
 565 WINTHROP ST
 TAUNTON, MA
 US 02780
 Contact: Dave Wilson
 dwilson@win-waste.com

To discuss this sample report, contact Customer Service at 1-800-237-1369.

* - Denotes test methods that are outside of the ISO 17025 scope of accreditation.

Statements of conformity to specifications are based on the simple acceptance decision rule (JCGM 106:2012)

T:
F: