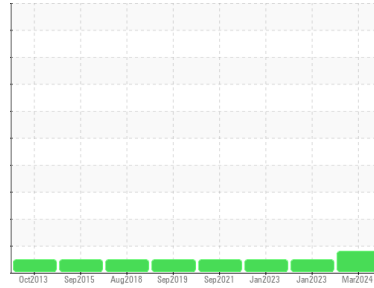


OIL ANALYSIS REPORT

Sample Rating Trend



CONTAMINANT



Area
Line 2
 Machine Id
[Line 2] L2 SAPAL 1 L2 SAPAL 1
 Component
Gearbox
 Fluid
{not provided} (--- GAL)

DIAGNOSIS

Recommendation

Resample at the next service interval to monitor.

Wear

All component wear rates are normal.

Contamination

Appearance is milky. There is no indication of any contamination in the oil.

Fluid Condition

The AN level is acceptable for this fluid. The condition of the oil is suitable for further service.

SAMPLE INFORMATION

	method	limit/base	current	history1	history2
Sample Number	Client Info		PCA0115315	PCA0089774	PCA0080349
Sample Date	Client Info		26 Mar 2024	23 Jan 2023	02 Jan 2023
Machine Age	hrs	Client Info	0	0	0
Oil Age	hrs	Client Info	0	0	0
Oil Changed	Client Info		N/A	Not Chngd	N/A
Sample Status			ATTENTION	NORMAL	NORMAL

CONTAMINATION

	method	limit/base	current	history1	history2
Water	WC Method	>0.2	NEG	NEG	NEG

WEAR METALS

	method	limit/base	current	history1	history2
PQ	ASTM D8184		15	11	2
Iron	ppm	ASTM D5185m >200	16	16	15
Chromium	ppm	ASTM D5185m >15	0	0	0
Nickel	ppm	ASTM D5185m >15	0	0	0
Titanium	ppm	ASTM D5185m	0	0	0
Silver	ppm	ASTM D5185m	0	0	0
Aluminum	ppm	ASTM D5185m >25	0	0	0
Lead	ppm	ASTM D5185m >100	0	<1	<1
Copper	ppm	ASTM D5185m >200	<1	<1	<1
Tin	ppm	ASTM D5185m >25	0	0	0
Antimony	ppm	ASTM D5185m >5	---	---	---
Vanadium	ppm	ASTM D5185m	0	0	0
Cadmium	ppm	ASTM D5185m	0	0	0

ADDITIVES

	method	limit/base	current	history1	history2
Boron	ppm	ASTM D5185m	0	0	0
Barium	ppm	ASTM D5185m	0	0	0
Molybdenum	ppm	ASTM D5185m	0	0	0
Manganese	ppm	ASTM D5185m	0	<1	<1
Magnesium	ppm	ASTM D5185m	0	0	<1
Calcium	ppm	ASTM D5185m	0	0	0
Phosphorus	ppm	ASTM D5185m	132	163	155
Zinc	ppm	ASTM D5185m	32	37	38
Sulfur	ppm	ASTM D5185m	45	0	0

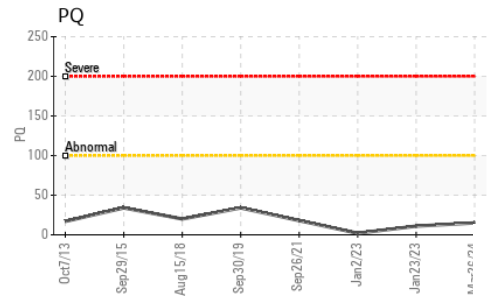
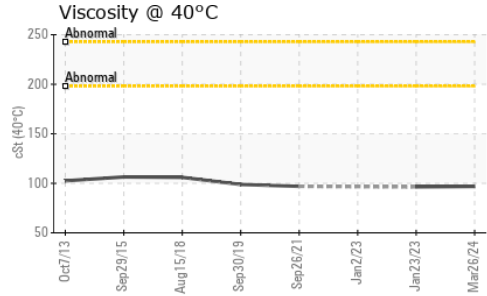
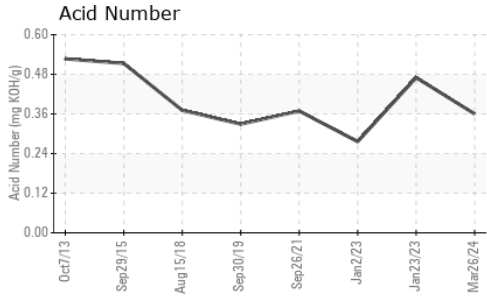
CONTAMINANTS

	method	limit/base	current	history1	history2
Silicon	ppm	ASTM D5185m >50	1	1	2
Sodium	ppm	ASTM D5185m	0	0	1
Potassium	ppm	ASTM D5185m >20	0	0	0

FLUID DEGRADATION

	method	limit/base	current	history1	history2
Acid Number (AN)	mg KOH/g	ASTM D8045	0.36	0.47	0.276


OIL ANALYSIS REPORT



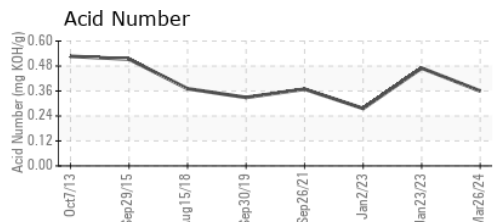
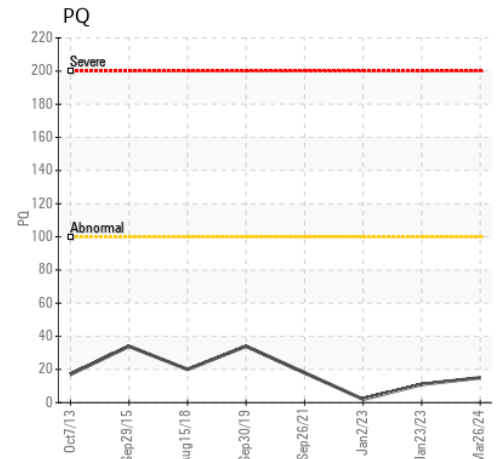
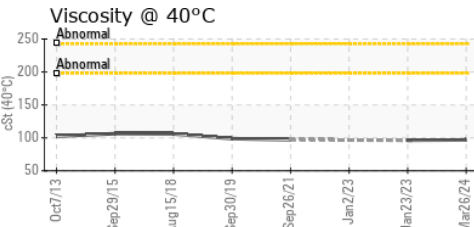
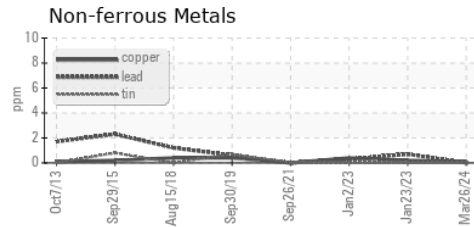
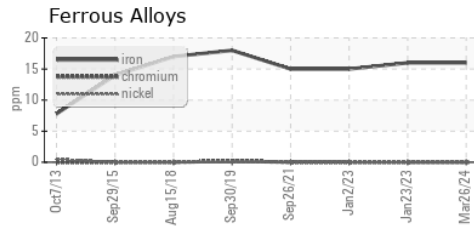
VISUAL	method	limit/base	current	history1	history2
White Metal	scalar	*Visual	NONE	NONE	NONE
Yellow Metal	scalar	*Visual	NONE	NONE	NONE
Precipitate	scalar	*Visual	NONE	NONE	NONE
Silt	scalar	*Visual	NONE	NONE	NONE
Debris	scalar	*Visual	NONE	LIGHT	NONE
Sand/Dirt	scalar	*Visual	NONE	NONE	NONE
Appearance	scalar	*Visual	NORML	MILKY	NORML
Odor	scalar	*Visual	NORML	NORML	NORML
Emulsified Water	scalar	*Visual	>0.2	NEG	NEG
Free Water	scalar	*Visual		NEG	NEG

FLUID PROPERTIES	method	limit/base	current	history1	history2
Visc @ 40°C	cSt	ASTM D445	96.8	96.3	---

SAMPLE IMAGES	method	limit/base	current	history1	history2
---------------	--------	------------	---------	----------	----------



GRAPHS



Laboratory : WearCheck USA - 501 Madison Ave., Cary, NC 27513
Sample No. : PCA0115315 **Received** : 29 Mar 2024
Lab Number : **06133537** **Tested** : 01 Apr 2024
Unique Number : 10953002 **Diagnosed** : 03 Apr 2024 - Don Baldrige
Test Package : IND 2 (Additional Tests: PQ)

THE HERSHEY COMPANY
 WEST HERSHEY - TECHNICAL ASSURANCE, 1033 OLDE WEST CHOCOLATE
 HERSHEY, PA
 US 17033
 Contact: CLINTON ZOHNER
 clintzohner@hersheys.com
 T: (717)374-4846
 F: (717)374-4594

To discuss this sample report, contact Customer Service at 1-800-237-1369.
 * - Denotes test methods that are outside of the ISO 17025 scope of accreditation.
 Statements of conformity to specifications are based on the simple acceptance decision rule (JCGM 106:2012)