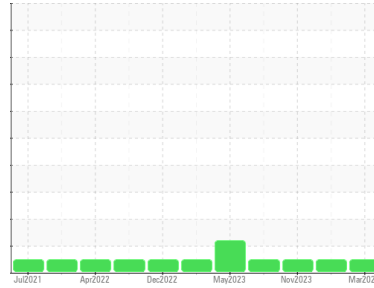




OIL ANALYSIS REPORT

Sample Rating Trend



NORMAL



Machine Id
949002

Component
Natural Gas Engine

Fluid
PETRO CANADA DURON GEO LD 15W40 (--- GAL)

DIAGNOSIS

Recommendation

Resample at the next service interval to monitor.

Wear

All component wear rates are normal.

Contamination

There is no indication of any contamination in the oil.

Fluid Condition

The BN result indicates that there is suitable alkalinity remaining in the oil. The condition of the oil is suitable for further service.

SAMPLE INFORMATION

method	limit/base	current	history1	history2
Sample Number	Client Info	GFL0106204	GFL0078647	GFL0078621
Sample Date	Client Info	25 Mar 2024	15 Jan 2024	06 Nov 2023
Machine Age	hrs	12093	11444	10813
Oil Age	hrs	649	603	600
Oil Changed	Client Info	Changed	Changed	Changed
Sample Status		NORMAL	NORMAL	NORMAL

CONTAMINATION

method	limit/base	current	history1	history2
Water	WC Method >0.1	NEG	NEG	NEG

WEAR METALS

method	limit/base	current	history1	history2	
Iron	ppm	ASTM D5185m >50	7	11	19
Chromium	ppm	ASTM D5185m >4	<1	<1	<1
Nickel	ppm	ASTM D5185m >2	<1	0	<1
Titanium	ppm	ASTM D5185m	<1	<1	0
Silver	ppm	ASTM D5185m >3	0	0	0
Aluminum	ppm	ASTM D5185m >9	3	2	2
Lead	ppm	ASTM D5185m >30	1	<1	<1
Copper	ppm	ASTM D5185m >35	<1	<1	2
Tin	ppm	ASTM D5185m >4	1	<1	<1
Vanadium	ppm	ASTM D5185m	<1	<1	0
Cadmium	ppm	ASTM D5185m	<1	0	0

ADDITIVES

method	limit/base	current	history1	history2	
Boron	ppm	ASTM D5185m 50	8	6	4
Barium	ppm	ASTM D5185m 5	<1	0	1
Molybdenum	ppm	ASTM D5185m 50	53	53	57
Manganese	ppm	ASTM D5185m 0	<1	<1	1
Magnesium	ppm	ASTM D5185m 560	556	589	523
Calcium	ppm	ASTM D5185m 1510	1593	1671	1497
Phosphorus	ppm	ASTM D5185m 780	740	702	629
Zinc	ppm	ASTM D5185m 870	981	1003	934
Sulfur	ppm	ASTM D5185m 2040	2591	2504	2735

CONTAMINANTS

method	limit/base	current	history1	history2	
Silicon	ppm	ASTM D5185m >+100	4	5	14
Sodium	ppm	ASTM D5185m	10	17	51
Potassium	ppm	ASTM D5185m >20	2	0	2

INFRA-RED

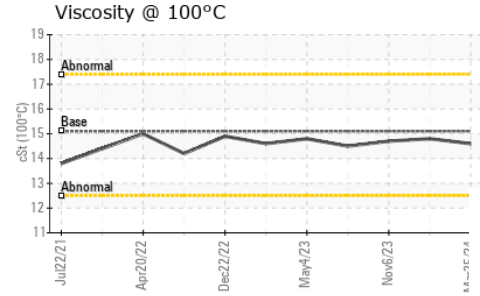
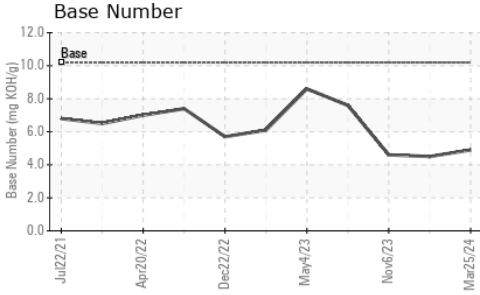
method	limit/base	current	history1	history2	
Soot %	%	*ASTM D7844	0	0	0.1
Nitration	Abs/cm	*ASTM D7624 >20	10.8	11.2	10.8
Sulfation	Abs/.1mm	*ASTM D7415 >30	20.9	21.3	21.2

FLUID DEGRADATION

method	limit/base	current	history1	history2	
Oxidation	Abs/.1mm	*ASTM D7414 >25	17.9	17.8	17.8
Base Number (BN)	mg KOH/g	ASTM D2896 10.2	4.9	4.5	4.6



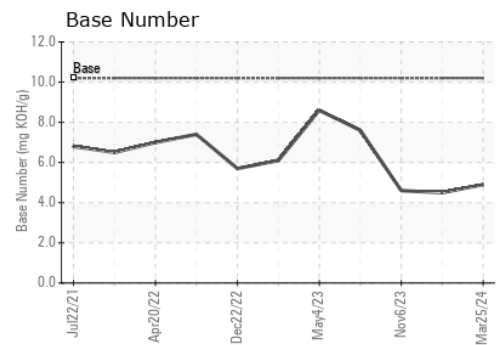
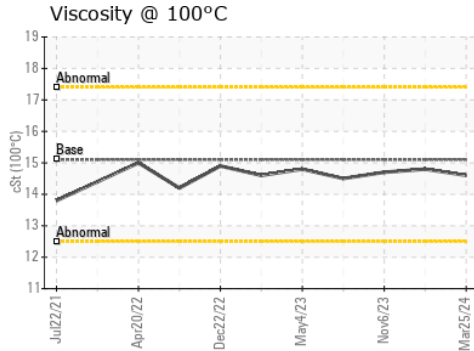
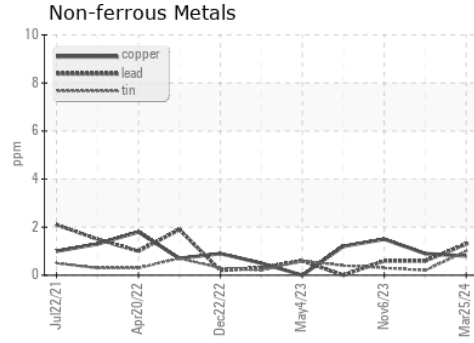
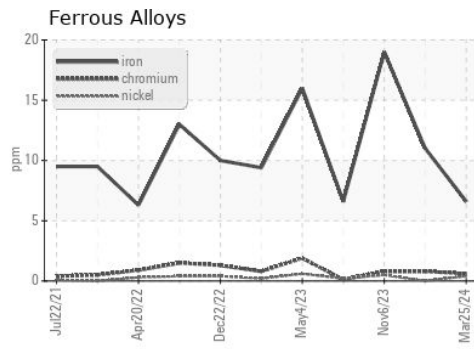
OIL ANALYSIS REPORT



PARAMETER	method	limit/base	current	history1	history2
White Metal	scalar	*Visual	NONE	NONE	NONE
Yellow Metal	scalar	*Visual	NONE	NONE	NONE
Precipitate	scalar	*Visual	NONE	NONE	NONE
Silt	scalar	*Visual	NONE	NONE	NONE
Debris	scalar	*Visual	NONE	NONE	NONE
Sand/Dirt	scalar	*Visual	NONE	NONE	NONE
Appearance	scalar	*Visual	NORML	NORML	NORML
Odor	scalar	*Visual	NORML	NORML	NORML
Emulsified Water	scalar	*Visual	>0.1	NEG	NEG
Free Water	scalar	*Visual		NEG	NEG

FLUID PROPERTIES	method	limit/base	current	history1	history2
Visc @ 100°C	cSt	ASTM D445	15.1	14.6	14.8

GRAPHS



Certificate L2367

Laboratory : WearCheck USA - 501 Madison Ave., Cary, NC 27513
 Sample No. : GFL0106204
 Lab Number : 06133869
 Unique Number : 10953334
 Test Package : FLEET

Received : 29 Mar 2024
 Tested : 01 Apr 2024
 Diagnosed : 01 Apr 2024 - Wes Davis

GFL Environmental - 152 - Jacksonville
 7580 PHILIPS HWY
 Jacksonville, FL
 US 32256
 Contact: GRANVILLE CARROLL
 gcarroll@gflenv.com
 T: 1(904)252-6815
 F:

To discuss this sample report, contact Customer Service at 1-800-237-1369.

* - Denotes test methods that are outside of the ISO 17025 scope of accreditation.

Statements of conformity to specifications are based on the simple acceptance decision rule (JCGM 106:2012)