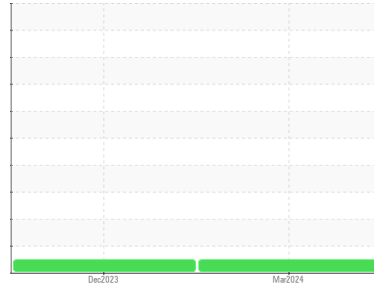


OIL ANALYSIS REPORT

Sample Rating Trend

NORMAL



Area
(P1128500) Preferred Service-Tractor
 Machine Id
[Preferred Service-Tractor] 192A32020B
 Component
Diesel Engine
 Fluid
PETRO CANADA DURON UHP 5W30 (36 QTS)

DIAGNOSIS

Recommendation

Resample at the next service interval to monitor.

Wear

All component wear rates are normal.

Contamination

There is no indication of any contamination in the oil.

Fluid Condition

The BN result indicates that there is suitable alkalinity remaining in the oil. The condition of the oil is suitable for further service.

| SAMPLE INFORMATION | | method | limit/base | current | history1 | history2 |
|--------------------|-------------|-------------|------------|--------------------|-------------|----------|
| Sample Number | Client Info | | | PCA0120206 | PCA0114389 | --- |
| Sample Date | Client Info | | | 25 Mar 2024 | 04 Dec 2023 | --- |
| Machine Age | mls | Client Info | | 138279 | 118618 | --- |
| Oil Age | mls | Client Info | | 20000 | 36229 | --- |
| Oil Changed | Client Info | | | Not Changed | Changed | --- |
| Sample Status | | | | NORMAL | NORMAL | --- |

| CONTAMINATION | | method | limit/base | current | history1 | history2 |
|---------------|-----------|--------|------------|----------------|----------|----------|
| Fuel | WC Method | >6.0 | | <1.0 | <1.0 | --- |
| Water | WC Method | >0.2 | | NEG | NEG | --- |
| Glycol | WC Method | | | NEG | NEG | --- |

| WEAR METALS | | method | limit/base | current | history1 | history2 |
|-------------|-----|-------------|------------|--------------|----------|----------|
| Iron | ppm | ASTM D5185m | >100 | 40 | 68 | --- |
| Chromium | ppm | ASTM D5185m | >20 | <1 | 2 | --- |
| Nickel | ppm | ASTM D5185m | >2 | <1 | 1 | --- |
| Titanium | ppm | ASTM D5185m | | <1 | <1 | --- |
| Silver | ppm | ASTM D5185m | >2 | 0 | 0 | --- |
| Aluminum | ppm | ASTM D5185m | >25 | 3 | 5 | --- |
| Lead | ppm | ASTM D5185m | >40 | 2 | 4 | --- |
| Copper | ppm | ASTM D5185m | >330 | 17 | 22 | --- |
| Tin | ppm | ASTM D5185m | >15 | 2 | 3 | --- |
| Vanadium | ppm | ASTM D5185m | | 0 | 0 | --- |
| Cadmium | ppm | ASTM D5185m | | 0 | <1 | --- |

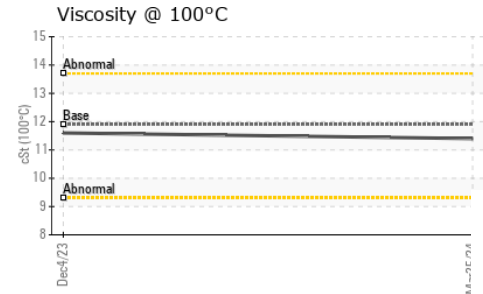
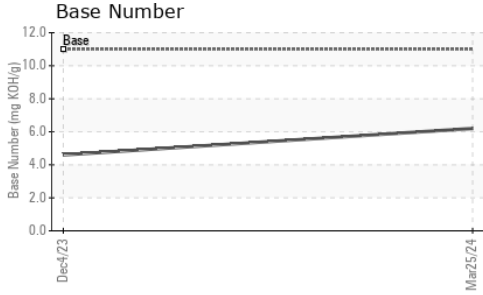
| ADDITIVES | | method | limit/base | current | history1 | history2 |
|------------|-----|-------------|------------|--------------|----------|----------|
| Boron | ppm | ASTM D5185m | 0 | 16 | 9 | --- |
| Barium | ppm | ASTM D5185m | 0 | 0 | 12 | --- |
| Molybdenum | ppm | ASTM D5185m | 64 | 65 | 60 | --- |
| Manganese | ppm | ASTM D5185m | 0 | <1 | 1 | --- |
| Magnesium | ppm | ASTM D5185m | 1160 | 1102 | 1108 | --- |
| Calcium | ppm | ASTM D5185m | 820 | 891 | 920 | --- |
| Phosphorus | ppm | ASTM D5185m | 1160 | 908 | 988 | --- |
| Zinc | ppm | ASTM D5185m | 1260 | 1294 | 1293 | --- |
| Sulfur | ppm | ASTM D5185m | 3000 | 3379 | 3364 | --- |

| CONTAMINANTS | | method | limit/base | current | history1 | history2 |
|--------------|-----|-------------|------------|----------|----------|----------|
| Silicon | ppm | ASTM D5185m | >25 | 7 | 8 | --- |
| Sodium | ppm | ASTM D5185m | | 4 | 2 | --- |
| Potassium | ppm | ASTM D5185m | >20 | 7 | 14 | --- |

| INFRA-RED | | method | limit/base | current | history1 | history2 |
|-----------|----------|-------------|------------|-------------|----------|----------|
| Soot % | % | *ASTM D7844 | >3 | 0.5 | 0.9 | --- |
| Nitration | Abs/cm | *ASTM D7624 | >20 | 10.8 | 12.3 | --- |
| Sulfation | Abs/.1mm | *ASTM D7415 | >30 | 23.3 | 27.0 | --- |

| FLUID DEGRADATION | | method | limit/base | current | history1 | history2 |
|-------------------|----------|-------------|------------|-------------|----------|----------|
| Oxidation | Abs/.1mm | *ASTM D7414 | >25 | 22.0 | 25.6 | --- |
| Base Number (BN) | mg KOH/g | ASTM D2896 | 11.0 | 6.2 | 4.6 | --- |

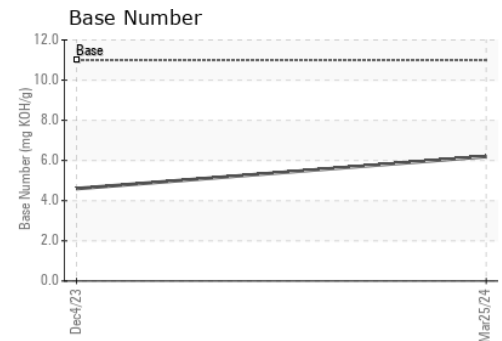
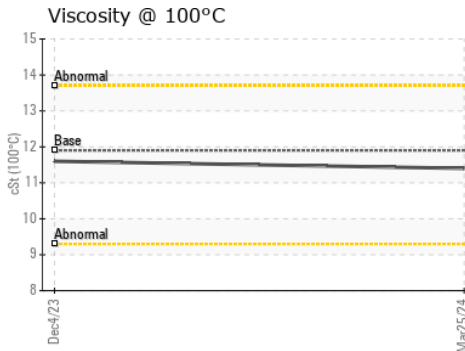
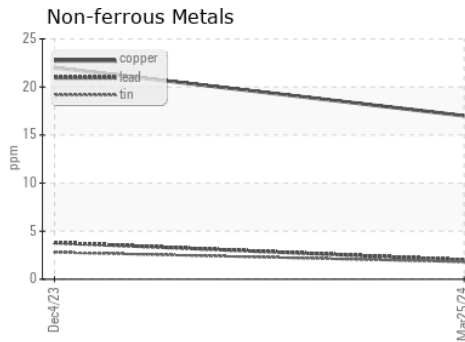
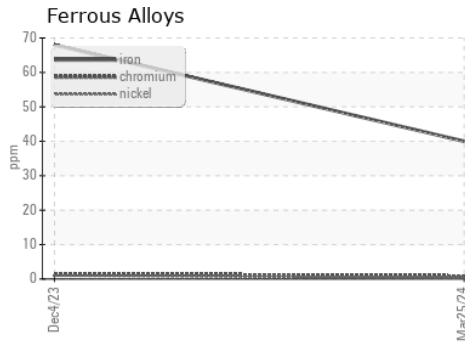
OIL ANALYSIS REPORT



| VISUAL | method | limit/base | current | history1 | history2 |
|------------------|--------|------------|---------|----------|----------|
| White Metal | scalar | *Visual | NONE | NONE | --- |
| Yellow Metal | scalar | *Visual | NONE | NONE | --- |
| Precipitate | scalar | *Visual | NONE | NONE | --- |
| Silt | scalar | *Visual | NONE | NONE | --- |
| Debris | scalar | *Visual | NONE | NONE | --- |
| Sand/Dirt | scalar | *Visual | NONE | NONE | --- |
| Appearance | scalar | *Visual | NORML | NORML | --- |
| Odor | scalar | *Visual | NORML | NORML | --- |
| Emulsified Water | scalar | *Visual | >0.2 | NEG | --- |
| Free Water | scalar | *Visual | | NEG | --- |

| FLUID PROPERTIES | method | limit/base | current | history1 | history2 |
|------------------|--------|------------|---------|----------|----------|
| Visc @ 100°C | cSt | ASTM D445 | 11.9 | 11.4 | 11.6 |

GRAPHS



Certificate L2367

Laboratory : WearCheck USA - 501 Madison Ave., Cary, NC 27513
Sample No. : PCA0120206
Lab Number : 06134722
Unique Number : 10954187
Test Package : FLEET

Received : 01 Apr 2024
Tested : 02 Apr 2024
Diagnosed : 02 Apr 2024 - Wes Davis

Transervice - Shop 1920 - Preferred Service
 1955 W. North Avenue, Bldg K
 Melrose Park, IL
 US 60160
 Contact: Tom Lindeman
 tlindemann@transervice.com
 T: (630)376-8946
 F:

To discuss this sample report, contact Customer Service at 1-800-237-1369.

* - Denotes test methods that are outside of the ISO 17025 scope of accreditation.

Statements of conformity to specifications are based on the simple acceptance decision rule (JCGM 106:2012)