

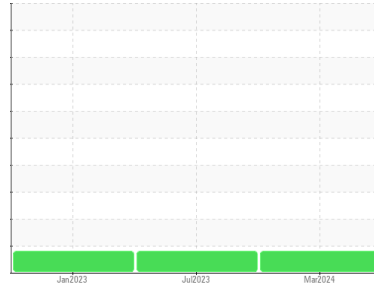
OIL ANALYSIS REPORT

Sample Rating Trend

WEAR



Area
Midwest PGM
 Machine Id
FUCHS 340 fuchs mh1340 (S/N 340/ 2001)
 Component
Front Right Final Drive
 Fluid
GEAR OIL SAE 80W90 (--- GAL)



DIAGNOSIS

Recommendation
 No corrective action is recommended at this time. Resample at the next service interval to monitor.

Wear
 The copper level has decreased, but is still abnormal. All other component wear rates are normal.

Contamination
 There is no indication of any contamination in the oil.

Fluid Condition
 The condition of the oil is acceptable for the time in service.

SAMPLE INFORMATION

method	limit/base	current	history1	history2
Sample Number	Client Info	PCA0115477	LW0007281	LW0006318
Sample Date	Client Info	27 Mar 2024	11 Jul 2023	11 Jan 2023
Machine Age	hrs	14765	14352	14066
Oil Age	hrs	14765	14352	14066
Oil Changed	Client Info	Not Chngd	Not Chngd	Not Chngd
Sample Status		ABNORMAL	ABNORMAL	ABNORMAL

CONTAMINATION

method	limit/base	current	history1	history2
Water	WC Method >0.2	NEG	NEG	NEG

WEAR METALS

method	limit/base	current	history1	history2
Iron	ppm ASTM D5185m >500	318	401	485
Chromium	ppm ASTM D5185m >10	2	4	4
Nickel	ppm ASTM D5185m >10	<1	1	<1
Titanium	ppm ASTM D5185m	0	<1	<1
Silver	ppm ASTM D5185m	0	0	0
Aluminum	ppm ASTM D5185m >25	6	11	11
Lead	ppm ASTM D5185m >25	<1	1	1
Copper	ppm ASTM D5185m >50	▲ 132	▲ 222	▲ 251
Tin	ppm ASTM D5185m >10	0	0	<1
Vanadium	ppm ASTM D5185m	0	<1	0
Cadmium	ppm ASTM D5185m	0	0	0

ADDITIVES

method	limit/base	current	history1	history2
Boron	ppm ASTM D5185m 400	0	2	3
Barium	ppm ASTM D5185m 200	6	19	18
Molybdenum	ppm ASTM D5185m 12	0	<1	<1
Manganese	ppm ASTM D5185m	14	18	20
Magnesium	ppm ASTM D5185m 12	0	2	2
Calcium	ppm ASTM D5185m 150	9	11	13
Phosphorus	ppm ASTM D5185m 1650	253	259	273
Zinc	ppm ASTM D5185m 125	127	178	175
Sulfur	ppm ASTM D5185m 22500	26531	25706	27574

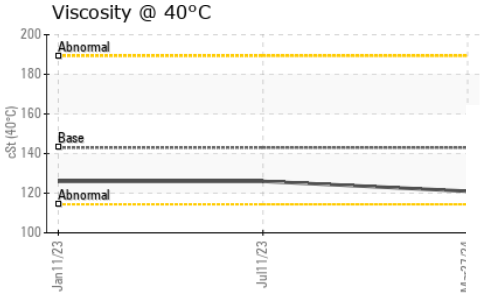
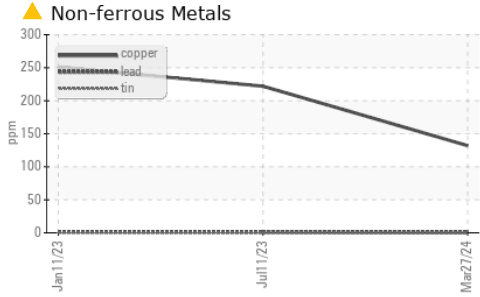
CONTAMINANTS

method	limit/base	current	history1	history2
Silicon	ppm ASTM D5185m >75	9	12	13
Sodium	ppm ASTM D5185m >170	7	10	12
Potassium	ppm ASTM D5185m >20	7	11	12

VISUAL

method	limit/base	current	history1	history2
White Metal	scalar *Visual NONE	NONE	MODER	MODER
Yellow Metal	scalar *Visual NONE	NONE	NONE	NONE
Precipitate	scalar *Visual NONE	NONE	NONE	NONE
Silt	scalar *Visual NONE	NONE	MODER	NONE
Debris	scalar *Visual NONE	NONE	NONE	NONE
Sand/Dirt	scalar *Visual NONE	NONE	NONE	NONE
Appearance	scalar *Visual NORML	NORML	NORML	NORML
Odor	scalar *Visual NORML	NORML	NORML	NORML
Emulsified Water	scalar *Visual >0.2	NEG	NEG	NEG
Free Water	scalar *Visual	NEG	NEG	NEG

OIL ANALYSIS REPORT



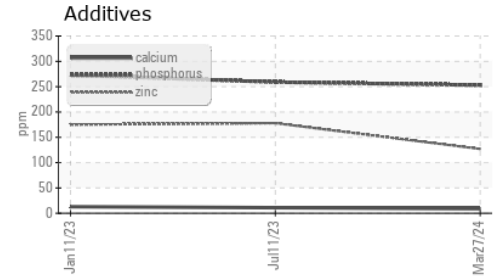
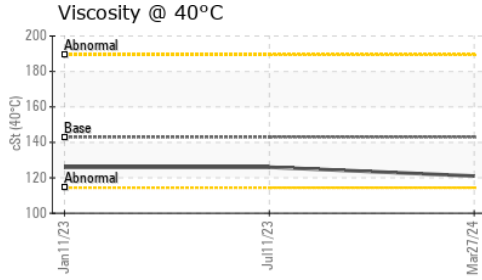
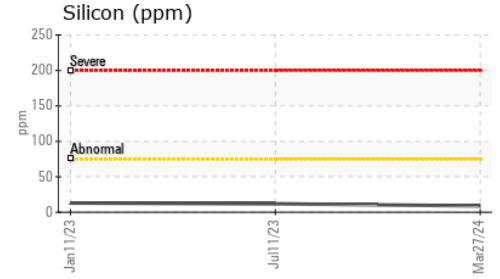
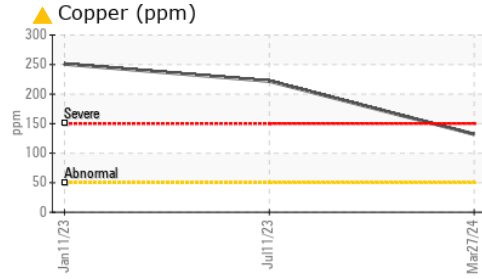
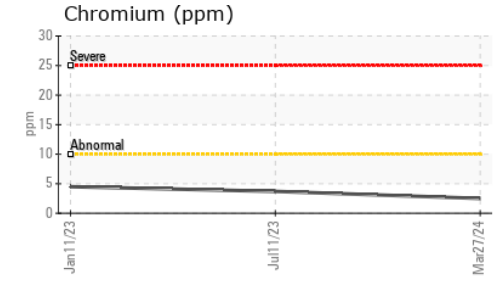
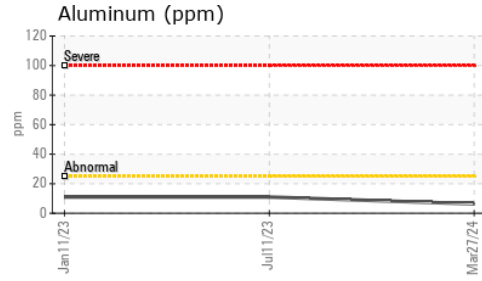
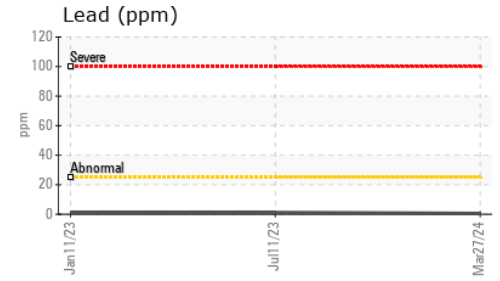
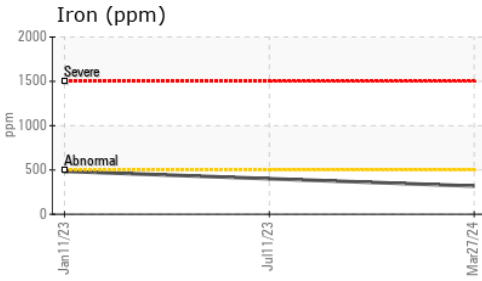
FLUID PROPERTIES

method	limit/base	current	history1	history2
Visc @ 40°C	cSt ASTM D445	143	126	126

SAMPLE IMAGES

method	limit/base	current	history1	history2
Color		no image	no image	no image
Bottom		no image	no image	no image

GRAPHS



Certificate L2367

Laboratory : WearCheck USA - 501 Madison Ave., Cary, NC 27513
Sample No. : PCA0115477 **Received** : 02 Apr 2024
Lab Number : 06136690 **Tested** : 03 Apr 2024
Unique Number : 10956155 **Diagnosed** : 04 Apr 2024 - Don Baldrige
Test Package : MOB 1

CHICAGO MACHINERY INC
 3142 EAST LINCOLN
 LYNWOOD, IL
 US 60411-7728
 Contact: Mike Korblik
 mike@chicagomachineryinc.com
 T: (708)758-2060
 F:

To discuss this sample report, contact Customer Service at 1-800-237-1369.

* - Denotes test methods that are outside of the ISO 17025 scope of accreditation.

Statements of conformity to specifications are based on the simple acceptance decision rule (JCGM 106:2012)