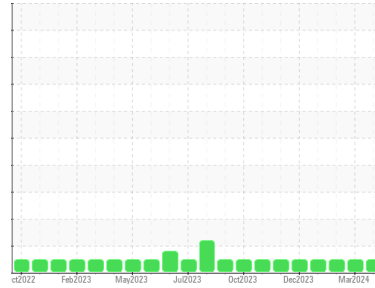




OIL ANALYSIS REPORT

Sample Rating Trend



NORMAL



Machine Id
10809

Component
Transmission (Auto)

Fluid
PETRO CANADA DuraDrive HD Synthetic 668 (--- GAL)

DIAGNOSIS

Recommendation

Resample at the next service interval to monitor.

Wear

All component wear rates are normal.

Contamination

There is no indication of any contamination in the fluid.

Fluid Condition

The condition of the fluid is acceptable for the time in service.

SAMPLE INFORMATION

method	limit/base	current	history1	history2
Sample Number	Client Info	GFL0115724	GFL0112339	GFL0112293
Sample Date	Client Info	01 Apr 2024	05 Mar 2024	13 Feb 2024
Machine Age	hrs	20062	19921	19799
Oil Age	hrs	263	671	549
Oil Changed	Client Info	Not Changed	Not Changed	Not Changed
Sample Status		NORMAL	NORMAL	NORMAL

CONTAMINATION

method	limit/base	current	history1	history2
Water	WC Method >0.1	NEG	NEG	NEG

WEAR METALS

method	limit/base	current	history1	history2	
Iron	ppm	ASTM D5185m >160	16	15	12
Chromium	ppm	ASTM D5185m >5	0	0	<1
Nickel	ppm	ASTM D5185m >5	0	0	<1
Titanium	ppm	ASTM D5185m	0	0	<1
Silver	ppm	ASTM D5185m >5	0	0	<1
Aluminum	ppm	ASTM D5185m >50	5	5	3
Lead	ppm	ASTM D5185m >50	<1	0	2
Copper	ppm	ASTM D5185m >225	9	8	9
Tin	ppm	ASTM D5185m >10	<1	0	1
Vanadium	ppm	ASTM D5185m	0	0	<1
Cadmium	ppm	ASTM D5185m	0	0	<1

ADDITIVES

method	limit/base	current	history1	history2	
Boron	ppm	ASTM D5185m	51	51	58
Barium	ppm	ASTM D5185m	0	0	0
Molybdenum	ppm	ASTM D5185m	0	<1	1
Manganese	ppm	ASTM D5185m	<1	0	<1
Magnesium	ppm	ASTM D5185m	2	2	4
Calcium	ppm	ASTM D5185m	117	116	117
Phosphorus	ppm	ASTM D5185m	231	228	219
Zinc	ppm	ASTM D5185m	82	73	88
Sulfur	ppm	ASTM D5185m	1747	1692	1825

CONTAMINANTS

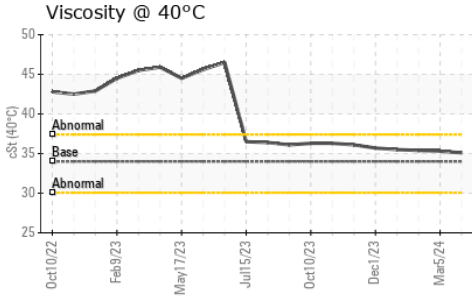
method	limit/base	current	history1	history2	
Silicon	ppm	ASTM D5185m >20	3	3	4
Sodium	ppm	ASTM D5185m	3	3	0
Potassium	ppm	ASTM D5185m >20	0	<1	2

VISUAL

method	limit/base	current	history1	history2	
White Metal	scalar	*Visual NONE	NONE	NONE	NONE
Yellow Metal	scalar	*Visual NONE	NONE	NONE	NONE
Precipitate	scalar	*Visual NONE	NONE	NONE	NONE
Silt	scalar	*Visual NONE	NONE	NONE	NONE
Debris	scalar	*Visual NONE	NONE	NONE	NONE
Sand/Dirt	scalar	*Visual NONE	NONE	NONE	NONE
Appearance	scalar	*Visual NORML	NORML	NORML	NORML
Odor	scalar	*Visual NORML	NORML	NORML	NORML
Emulsified Water	scalar	*Visual >0.1	NEG	NEG	NEG
Free Water	scalar	*Visual	NEG	NEG	NEG



OIL ANALYSIS REPORT

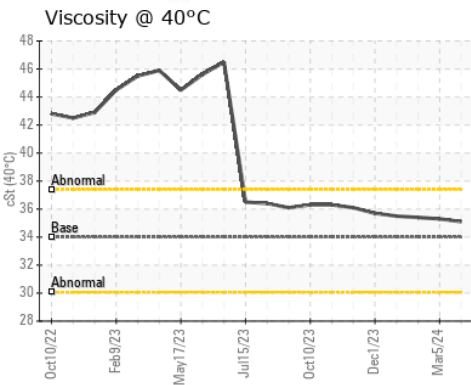
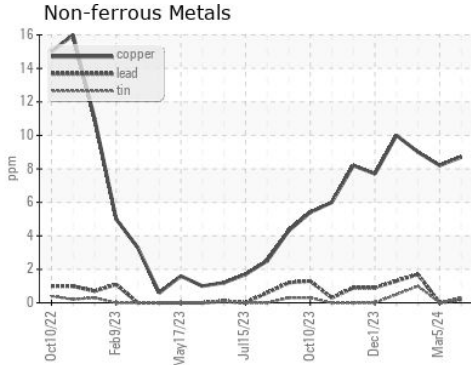
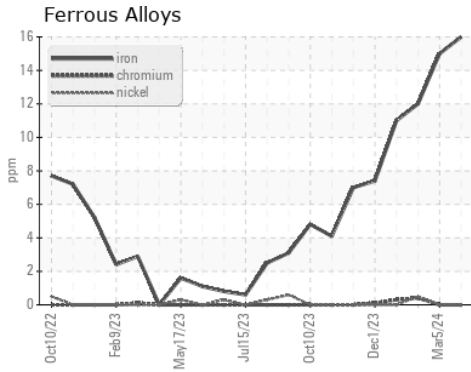


FLUID PROPERTIES	method	limit/base	current	history1	history2
Visc @ 40°C	cSt	ASTM D445 34	35.1	35.3	35.4

SAMPLE IMAGES	method	limit/base	current	history1	history2
---------------	--------	------------	---------	----------	----------

Color		no image	no image	no image
Bottom		no image	no image	no image

GRAPHS



Certificate L2367

Laboratory : WearCheck USA - 501 Madison Ave., Cary, NC 27513
Sample No. : GFL0115724 **Received** : 02 Apr 2024
Lab Number : 06136706 **Tested** : 03 Apr 2024
Unique Number : 10956171 **Diagnosed** : 03 Apr 2024 - Wes Davis
Test Package : FLEET

GFL Environmental - 010 - Stockbridge
 1280 Rum Creek Parkway
 Stockbridge, GA
 US 30281
 Contact: JOSHUA TINKER
 joshuatinker@gflenv.com

To discuss this sample report, contact Customer Service at 1-800-237-1369.

* - Denotes test methods that are outside of the ISO 17025 scope of accreditation.

Statements of conformity to specifications are based on the simple acceptance decision rule (JCGM 106:2012)

T:
F: