

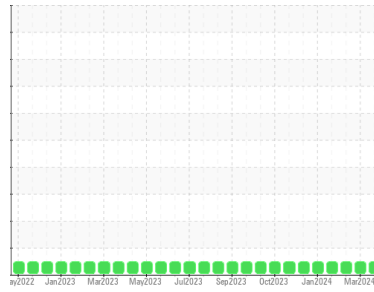


# OIL ANALYSIS REPORT



Area  
**MONTGOMERY**  
 Machine Id  
**MACK 420040**  
 Component  
**Diesel Engine**  
 Fluid  
**PETRO CANADA DURON SHP 15W40 (--- LTR)**

### Sample Rating Trend



**NORMAL**



## DIAGNOSIS

### Recommendation

Resample at the next service interval to monitor.

### Wear

All component wear rates are normal.

### Contamination

There is no indication of any contamination in the oil.

### Fluid Condition

The BN result indicates that there is suitable alkalinity remaining in the oil. The condition of the oil is suitable for further service.

## SAMPLE INFORMATION

method	limit/base	current	history1	history2
Sample Number	Client Info	<b>GFL0083556</b>	GFL0115609	GFL0115578
Sample Date	Client Info	<b>03 Apr 2024</b>	27 Mar 2024	12 Mar 2024
Machine Age	hrs Client Info	<b>9742</b>	9699	9594
Oil Age	hrs Client Info	<b>535</b>	492	9594
Oil Changed	Client Info	<b>Not Chngd</b>	Not Chngd	Not Chngd
Sample Status		<b>NORMAL</b>	NORMAL	NORMAL

## CONTAMINATION

method	limit/base	current	history1	history2
Fuel	WC Method >3.0	<b>&lt;1.0</b>	<1.0	<1.0
Water	WC Method >0.2	<b>NEG</b>	NEG	NEG
Glycol	WC Method	<b>NEG</b>	NEG	NEG

## WEAR METALS

method	limit/base	current	history1	history2
Iron	ppm ASTM D5185m >120	<b>8</b>	7	6
Chromium	ppm ASTM D5185m >20	<b>0</b>	<1	<1
Nickel	ppm ASTM D5185m >5	<b>&lt;1</b>	2	0
Titanium	ppm ASTM D5185m >2	<b>0</b>	0	0
Silver	ppm ASTM D5185m >2	<b>0</b>	0	0
Aluminum	ppm ASTM D5185m >20	<b>2</b>	3	2
Lead	ppm ASTM D5185m >40	<b>0</b>	<1	<1
Copper	ppm ASTM D5185m >330	<b>&lt;1</b>	0	<1
Tin	ppm ASTM D5185m >15	<b>0</b>	<1	<1
Vanadium	ppm ASTM D5185m	<b>0</b>	0	0
Cadmium	ppm ASTM D5185m	<b>0</b>	0	0

## ADDITIVES

method	limit/base	current	history1	history2
Boron	ppm ASTM D5185m 0	<b>2</b>	4	5
Barium	ppm ASTM D5185m 0	<b>0</b>	0	0
Molybdenum	ppm ASTM D5185m 60	<b>62</b>	57	58
Manganese	ppm ASTM D5185m 0	<b>0</b>	<1	<1
Magnesium	ppm ASTM D5185m 1010	<b>1069</b>	946	925
Calcium	ppm ASTM D5185m 1070	<b>1169</b>	1051	1004
Phosphorus	ppm ASTM D5185m 1150	<b>1114</b>	1022	1023
Zinc	ppm ASTM D5185m 1270	<b>1398</b>	1268	1217
Sulfur	ppm ASTM D5185m 2060	<b>3992</b>	3413	3359

## CONTAMINANTS

method	limit/base	current	history1	history2
Silicon	ppm ASTM D5185m >25	<b>5</b>	5	5
Sodium	ppm ASTM D5185m	<b>2</b>	3	2
Potassium	ppm ASTM D5185m >20	<b>2</b>	3	2

## INFRA-RED

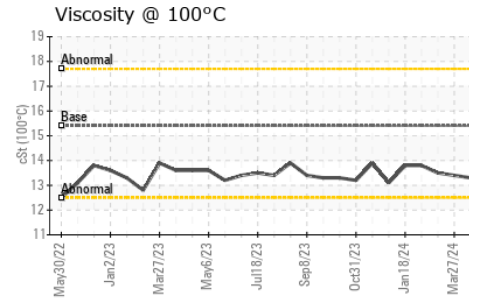
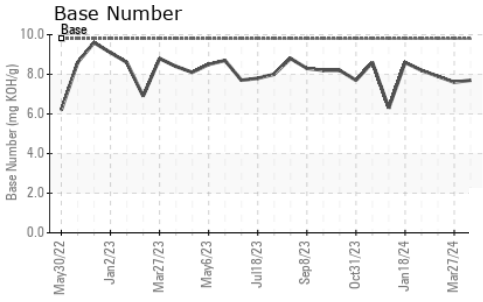
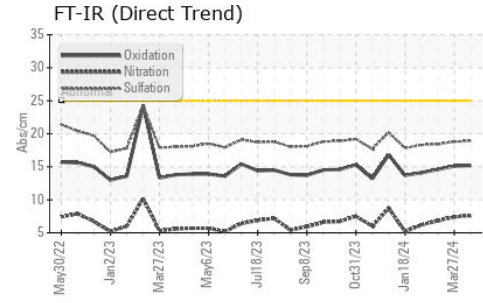
method	limit/base	current	history1	history2
Soot %	% *ASTM D7844 >4	<b>0.3</b>	0.3	0.3
Nitration	Abs/cm *ASTM D7624 >20	<b>7.6</b>	7.4	6.8
Sulfation	Abs/.1mm *ASTM D7415 >30	<b>18.9</b>	18.8	18.4

## FLUID DEGRADATION

method	limit/base	current	history1	history2
Oxidation	Abs/.1mm *ASTM D7414 >25	<b>15.2</b>	15.1	14.6
Base Number (BN)	mg KOH/g ASTM D2896 9.8	<b>7.7</b>	7.6	7.9



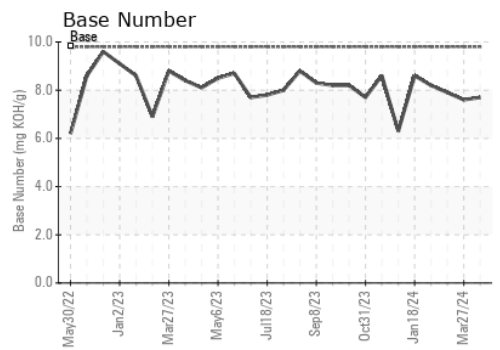
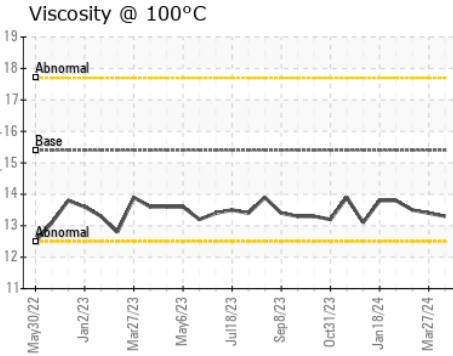
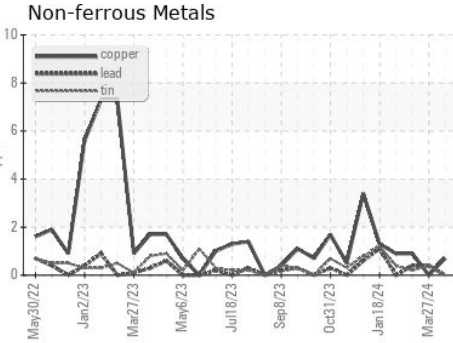
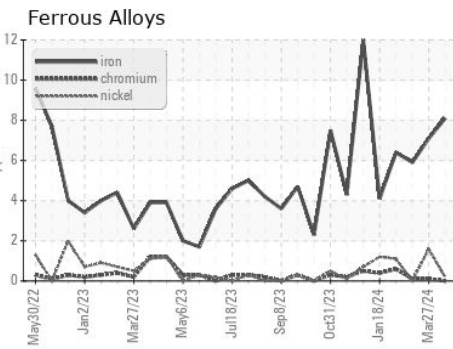
# OIL ANALYSIS REPORT



PARAMETER	method	limit/base	current	history1	history2
White Metal	scalar	*Visual	NONE	NONE	NONE
Yellow Metal	scalar	*Visual	NONE	NONE	NONE
Precipitate	scalar	*Visual	NONE	NONE	NONE
Silt	scalar	*Visual	NONE	NONE	NONE
Debris	scalar	*Visual	NONE	NONE	NONE
Sand/Dirt	scalar	*Visual	NONE	NONE	NONE
Appearance	scalar	*Visual	NORML	NORML	NORML
Odor	scalar	*Visual	NORML	NORML	NORML
Emulsified Water	scalar	*Visual	>0.2	NEG	NEG
Free Water	scalar	*Visual		NEG	NEG

FLUID PROPERTIES	method	limit/base	current	history1	history2	
Visc @ 100°C	cSt	ASTM D445	15.4	<b>13.3</b>	13.4	13.5

## GRAPHS



**Laboratory** : WearCheck USA - 501 Madison Ave., Cary, NC 27513  
**Sample No.** : GFL0083556  
**Lab Number** : **06139728**  
**Unique Number** : 10964536  
**Test Package** : FLEET

**GFL Environmental - 955 - Montgomery**  
 1121 Wilbanks St  
 Montgomery, AL  
 US 36108  
 Contact: LISA REEVES

To discuss this sample report, contact Customer Service at 1-800-237-1369.

\* - Denotes test methods that are outside of the ISO 17025 scope of accreditation.

Statements of conformity to specifications are based on the simple acceptance decision rule (JCGM 106:2012)

T:  
F: