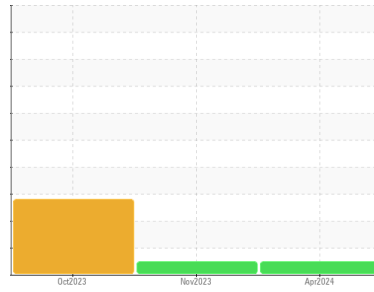




OIL ANALYSIS REPORT

Sample Rating Trend



NORMAL



Machine Id

KENWORTH 422029

Component

Diesel Engine

Fluid

PETRO CANADA DURON SHP 15W40 (--- GAL)

DIAGNOSIS

Recommendation

Resample at the next service interval to monitor.

Wear

All component wear rates are normal.

Contamination

There is no indication of any contamination in the oil.

Fluid Condition

The BN result indicates that there is suitable alkalinity remaining in the oil. The condition of the oil is suitable for further service.

SAMPLE INFORMATION

	method	limit/base	current	history1	history2
Sample Number	Client Info		GFL0099169	GFL0083722	GFL0099164
Sample Date	Client Info		01 Apr 2024	09 Nov 2023	20 Oct 2023
Machine Age	hrs	Client Info	19416	19415	19416
Oil Age	hrs	Client Info	19416	307	307
Oil Changed	Client Info		Not Chngd	Not Chngd	Changed
Sample Status			NORMAL	NORMAL	ABNORMAL

CONTAMINATION

	method	limit/base	current	history1	history2
Fuel	WC Method	>5	<1.0	<1.0	0.3
Water	WC Method	>0.2	NEG	NEG	NEG
Glycol	WC Method		NEG	NEG	NEG

WEAR METALS

	method	limit/base	current	history1	history2
Iron	ppm	ASTM D5185m >100	16	19	51
Chromium	ppm	ASTM D5185m >20	1	<1	2
Nickel	ppm	ASTM D5185m >4	0	0	1
Titanium	ppm	ASTM D5185m	0	<1	<1
Silver	ppm	ASTM D5185m >3	<1	0	<1
Aluminum	ppm	ASTM D5185m >20	2	2	9
Lead	ppm	ASTM D5185m >40	<1	<1	13
Copper	ppm	ASTM D5185m >330	<1	<1	29
Tin	ppm	ASTM D5185m >15	1	0	2
Vanadium	ppm	ASTM D5185m	0	0	<1
Cadmium	ppm	ASTM D5185m	0	0	<1

ADDITIVES

	method	limit/base	current	history1	history2
Boron	ppm	ASTM D5185m 0	8	7	35
Barium	ppm	ASTM D5185m 0	0	<1	<1
Molybdenum	ppm	ASTM D5185m 60	57	59	62
Manganese	ppm	ASTM D5185m 0	<1	0	1
Magnesium	ppm	ASTM D5185m 1010	946	893	843
Calcium	ppm	ASTM D5185m 1070	1074	1046	1156
Phosphorus	ppm	ASTM D5185m 1150	1032	929	994
Zinc	ppm	ASTM D5185m 1270	1235	1168	1248
Sulfur	ppm	ASTM D5185m 2060	3024	3172	3359

CONTAMINANTS

	method	limit/base	current	history1	history2
Silicon	ppm	ASTM D5185m >25	4	5	10
Sodium	ppm	ASTM D5185m	3	2	▲ 111
Potassium	ppm	ASTM D5185m >20	4	5	▲ 39

INFRA-RED

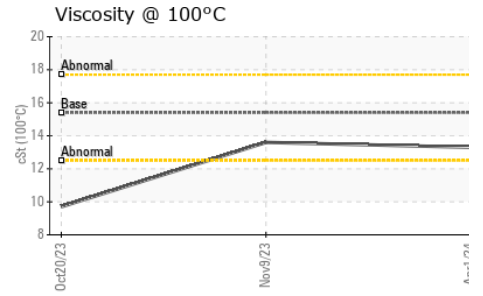
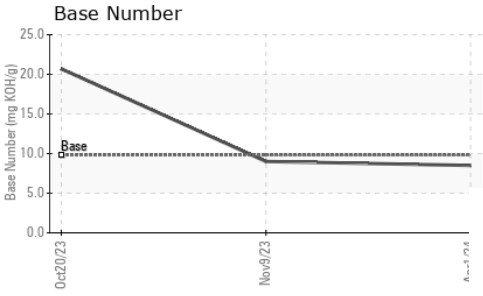
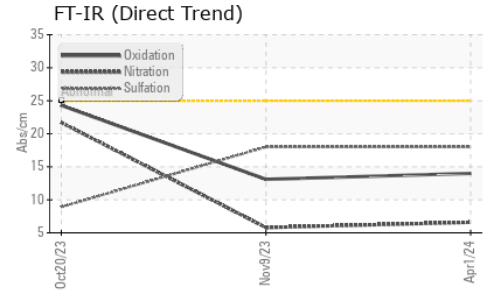
	method	limit/base	current	history1	history2
Soot %	%	*ASTM D7844 >3	0.2	0.3	1.2
Nitration	Abs/cm	*ASTM D7624 >20	6.6	5.8	21.7
Sulfation	Abs/.1mm	*ASTM D7415 >30	18.0	18.0	8.9

FLUID DEGRADATION

	method	limit/base	current	history1	history2
Oxidation	Abs/.1mm	*ASTM D7414 >25	14.0	13.1	24.3
Base Number (BN)	mg KOH/g	ASTM D2896 9.8	8.5	9.0	20.7



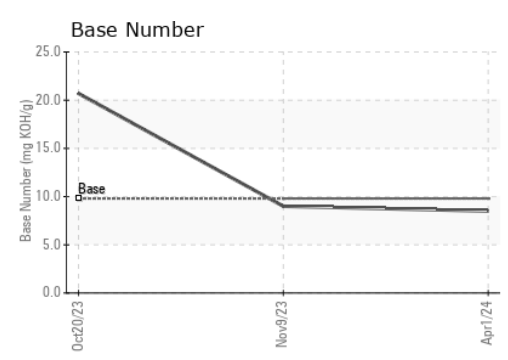
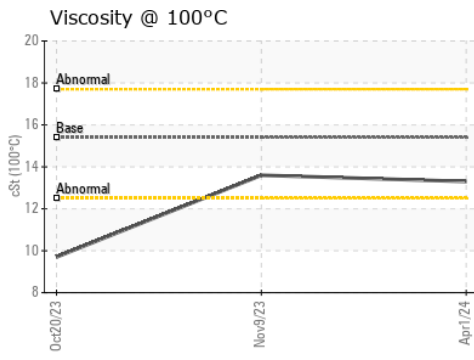
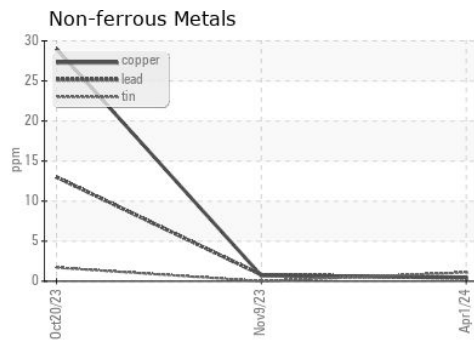
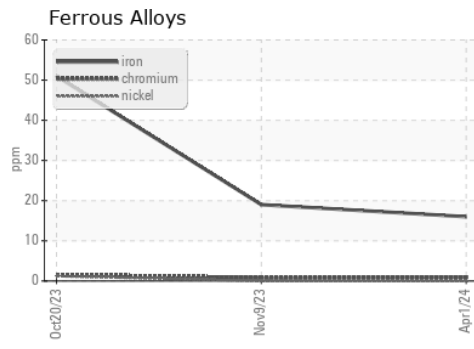
OIL ANALYSIS REPORT



PARAMETER	method	limit/base	current	history1	history2
White Metal	scalar	*Visual	NONE	NONE	NONE
Yellow Metal	scalar	*Visual	NONE	NONE	NONE
Precipitate	scalar	*Visual	NONE	NONE	NONE
Silt	scalar	*Visual	NONE	NONE	NONE
Debris	scalar	*Visual	NONE	NONE	NONE
Sand/Dirt	scalar	*Visual	NONE	NONE	NONE
Appearance	scalar	*Visual	NORML	NORML	NORML
Odor	scalar	*Visual	NORML	NORML	NORML
Emulsified Water	scalar	*Visual	>0.2	NEG	NEG
Free Water	scalar	*Visual		NEG	NEG

FLUID PROPERTIES	method	limit/base	current	history1	history2
Visc @ 100°C	cSt	ASTM D445	15.4	13.3	13.6

GRAPHS



Laboratory : WearCheck USA - 501 Madison Ave., Cary, NC 27513
Sample No. : GFL0099169 **Received** : 08 Apr 2024
Lab Number : **06142146** **Tested** : 09 Apr 2024
Unique Number : 10966954 **Diagnosed** : 09 Apr 2024 - Wes Davis
Test Package : FLEET

GFL Environmental - 842 - Lewisport Hauling
 4995 US Highway 60 West
 Lewisport, KY
 US 42351
 Contact: Robert Thibault
 robert.thibault@gflenv.com
 T: (193)123-7604
 F:

To discuss this sample report, contact Customer Service at 1-800-237-1369.

* - Denotes test methods that are outside of the ISO 17025 scope of accreditation.

Statements of conformity to specifications are based on the simple acceptance decision rule (JCGM 106:2012)