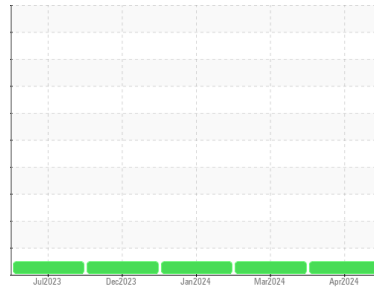


OIL ANALYSIS REPORT

Sample Rating Trend



NORMAL



Machine Id
2227012
 Component
Hydraulic System
 Fluid
PETRO CANADA HYDREX MV 36 (--- QTS)

DIAGNOSIS

Recommendation

Resample at the next service interval to monitor.

Wear

All component wear rates are normal.

Contamination

There is no indication of any contamination in the oil.

Fluid Condition

The condition of the oil is acceptable for the time in service.

SAMPLE INFORMATION		method	limit/base	current	history1	history2
Sample Number	Client Info			PCA0123174	PCA0118434	PCA0114802
Sample Date	Client Info			06 Apr 2024	13 Mar 2024	24 Jan 2024
Machine Age	mls	Client Info		167898	152282	136279
Oil Age	mls	Client Info		0	0	0
Oil Changed	Client Info			Not Changed	Not Changed	Not Changed
Sample Status				NORMAL	NORMAL	NORMAL

CONTAMINATION		method	limit/base	current	history1	history2
Water	WC Method		>0.05	NEG	NEG	NEG

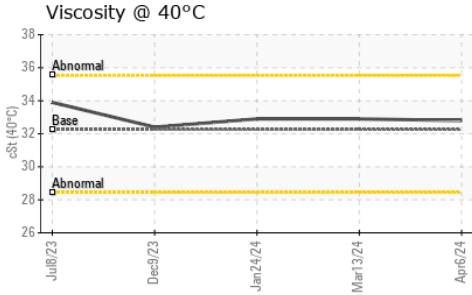
WEAR METALS		method	limit/base	current	history1	history2
Iron	ppm	ASTM D5185m	>20	9	6	5
Chromium	ppm	ASTM D5185m	>20	0	0	0
Nickel	ppm	ASTM D5185m	>20	0	0	0
Titanium	ppm	ASTM D5185m		0	0	<1
Silver	ppm	ASTM D5185m		0	0	0
Aluminum	ppm	ASTM D5185m	>20	0	0	0
Lead	ppm	ASTM D5185m	>20	0	0	0
Copper	ppm	ASTM D5185m	>20	3	3	3
Tin	ppm	ASTM D5185m	>20	0	0	<1
Vanadium	ppm	ASTM D5185m		<1	0	<1
Cadmium	ppm	ASTM D5185m		0	0	0

ADDITIVES		method	limit/base	current	history1	history2
Boron	ppm	ASTM D5185m	0	0	<1	<1
Barium	ppm	ASTM D5185m	0	0	0	0
Molybdenum	ppm	ASTM D5185m	0	<1	<1	1
Manganese	ppm	ASTM D5185m	1	<1	<1	<1
Magnesium	ppm	ASTM D5185m	0	11	12	14
Calcium	ppm	ASTM D5185m	135	99	99	95
Phosphorus	ppm	ASTM D5185m	236	273	306	304
Zinc	ppm	ASTM D5185m	317	382	368	380
Sulfur	ppm	ASTM D5185m	561	1795	1848	1579

CONTAMINANTS		method	limit/base	current	history1	history2
Silicon	ppm	ASTM D5185m	>15	2	2	2
Sodium	ppm	ASTM D5185m		2	<1	1
Potassium	ppm	ASTM D5185m	>20	0	0	0

VISUAL		method	limit/base	current	history1	history2
White Metal	scalar	*Visual	NONE	NONE	NONE	NONE
Yellow Metal	scalar	*Visual	NONE	NONE	NONE	NONE
Precipitate	scalar	*Visual	NONE	NONE	NONE	NONE
Silt	scalar	*Visual	NONE	NONE	NONE	NONE
Debris	scalar	*Visual	NONE	LIGHT	NONE	NONE
Sand/Dirt	scalar	*Visual	NONE	NONE	NONE	NONE
Appearance	scalar	*Visual	NORML	NORML	NORML	NORML
Odor	scalar	*Visual	NORML	NORML	NORML	NORML
Emulsified Water	scalar	*Visual	>0.05	NEG	NEG	NEG
Free Water	scalar	*Visual		NEG	NEG	NEG

OIL ANALYSIS REPORT



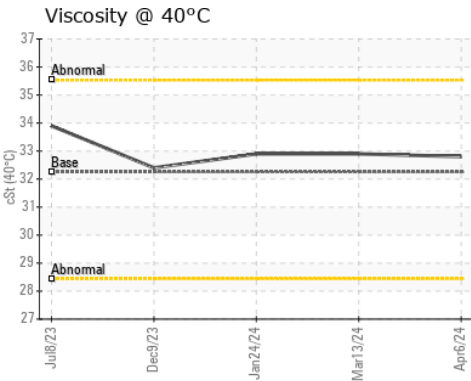
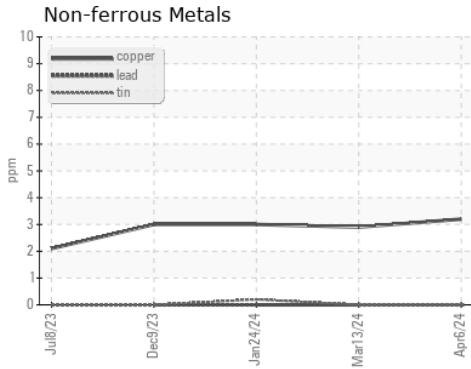
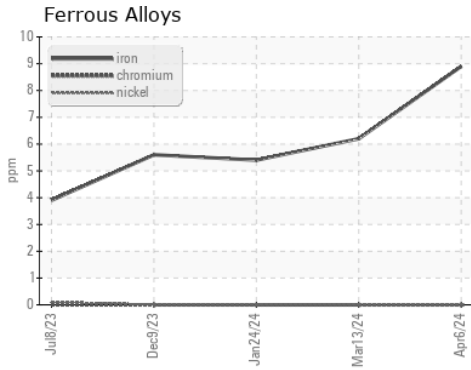
FLUID PROPERTIES

method	limit/base	current	history1	history2
Visc @ 40°C	cSt ASTM D445	32.25 32.8	32.9	32.9

SAMPLE IMAGES

method	limit/base	current	history1	history2
Color		no image	no image	no image
Bottom		no image	no image	no image

GRAPHS



Certificate L2367

Laboratory : WearCheck USA - 501 Madison Ave., Cary, NC 27513
Sample No. : PCA0123174 **Received** : 10 Apr 2024
Lab Number : **06144755** **Tested** : 11 Apr 2024
Unique Number : 10969563 **Diagnosed** : 11 Apr 2024 - Wes Davis
Test Package : FLEET

PERDUE FARMS - SALISBURY
 7036 ZION CHURCH ROAD
 SALISBURY, MD
 US 21802
 Contact: RICHARD O'NEAL
 richard.oneal@perdue.com
 T: (410)543-3628
 F: (410)341-2164

To discuss this sample report, contact Customer Service at 1-800-237-1369.

* - Denotes test methods that are outside of the ISO 17025 scope of accreditation.

Statements of conformity to specifications are based on the simple acceptance decision rule (JCGM 106:2012)