

OIL ANALYSIS REPORT

Sample Rating Trend



NORMAL



Area
(3130531) Dairy Farms of America-Tractor
 Machine Id
[Dairy Farms of America-Tractor] 268A722024
 Component
Diesel Engine
 Fluid
PETRO CANADA DURON SHP 10W30 (11 GAL)

DIAGNOSIS

Recommendation

Resample at the next service interval to monitor.

Wear

All component wear rates are normal.

Contamination

There is no indication of any contamination in the oil.

Fluid Condition

The BN result indicates that there is suitable alkalinity remaining in the oil. The condition of the oil is acceptable for the time in service.

SAMPLE INFORMATION

| method | limit/base | current | history1 | history2 |
|---------------|-----------------|--------------------|----------|----------|
| Sample Number | Client Info | PCA0103917 | --- | --- |
| Sample Date | Client Info | 01 Mar 2024 | --- | --- |
| Machine Age | mls Client Info | 214269 | --- | --- |
| Oil Age | mls Client Info | 40000 | --- | --- |
| Oil Changed | Client Info | Changed | --- | --- |
| Sample Status | | NORMAL | --- | --- |

CONTAMINATION

| method | limit/base | current | history1 | history2 |
|--------|----------------|----------------|----------|----------|
| Fuel | WC Method >5 | <1.0 | --- | --- |
| Water | WC Method >0.2 | NEG | --- | --- |
| Glycol | WC Method | NEG | --- | --- |

WEAR METALS

| method | limit/base | current | history1 | history2 |
|----------|----------------------|--------------|----------|----------|
| Iron | ppm ASTM D5185m >80 | 40 | --- | --- |
| Chromium | ppm ASTM D5185m >5 | 3 | --- | --- |
| Nickel | ppm ASTM D5185m >2 | <1 | --- | --- |
| Titanium | ppm ASTM D5185m | <1 | --- | --- |
| Silver | ppm ASTM D5185m >3 | 0 | --- | --- |
| Aluminum | ppm ASTM D5185m >30 | 13 | --- | --- |
| Lead | ppm ASTM D5185m >30 | <1 | --- | --- |
| Copper | ppm ASTM D5185m >150 | 11 | --- | --- |
| Tin | ppm ASTM D5185m >5 | <1 | --- | --- |
| Vanadium | ppm ASTM D5185m | 0 | --- | --- |
| Cadmium | ppm ASTM D5185m | <1 | --- | --- |

ADDITIVES

| method | limit/base | current | history1 | history2 |
|------------|----------------------|-------------|----------|----------|
| Boron | ppm ASTM D5185m 2 | 29 | --- | --- |
| Barium | ppm ASTM D5185m 0 | 0 | --- | --- |
| Molybdenum | ppm ASTM D5185m 50 | 115 | --- | --- |
| Manganese | ppm ASTM D5185m 0 | 1 | --- | --- |
| Magnesium | ppm ASTM D5185m 950 | 602 | --- | --- |
| Calcium | ppm ASTM D5185m 1050 | 1569 | --- | --- |
| Phosphorus | ppm ASTM D5185m 995 | 894 | --- | --- |
| Zinc | ppm ASTM D5185m 1180 | 1010 | --- | --- |
| Sulfur | ppm ASTM D5185m 2600 | 2924 | --- | --- |

CONTAMINANTS

| method | limit/base | current | history1 | history2 |
|-----------|---------------------|-----------|----------|----------|
| Silicon | ppm ASTM D5185m >20 | 10 | --- | --- |
| Sodium | ppm ASTM D5185m | 0 | --- | --- |
| Potassium | ppm ASTM D5185m >20 | 24 | --- | --- |

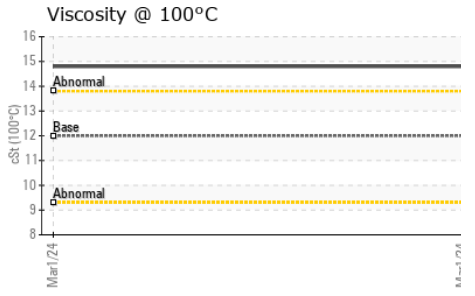


INFRA-RED

| method | limit/base | current | history1 | history2 |
|-----------|--------------------------|-------------|----------|----------|
| Soot % | % *ASTM D7844 >3 | 1.2 | --- | --- |
| Nitration | Abs/cm *ASTM D7624 >20 | 12.1 | --- | --- |
| Sulfation | Abs/.1mm *ASTM D7415 >30 | 28.8 | --- | --- |

FLUID DEGRADATION

| method | limit/base | current | history1 | history2 |
|------------------|--------------------------|-------------|----------|----------|
| Oxidation | Abs/.1mm *ASTM D7414 >25 | 23.9 | --- | --- |
| Base Number (BN) | mg KOH/g ASTM D2896 | 4.3 | --- | --- |


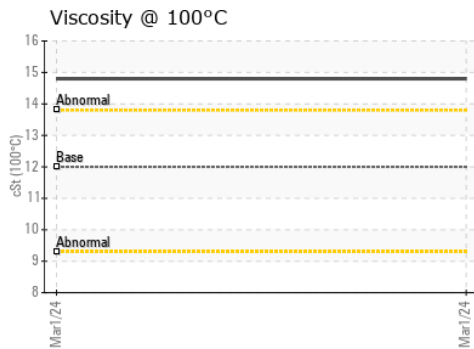


OIL ANALYSIS REPORT



| PARAMETER | method | limit/base | current | history1 | history2 |
|------------------|--------|------------|---------|----------|----------|
| White Metal | scalar | *Visual | NONE | NONE | --- |
| Yellow Metal | scalar | *Visual | NONE | NONE | --- |
| Precipitate | scalar | *Visual | NONE | NONE | --- |
| Silt | scalar | *Visual | NONE | NONE | --- |
| Debris | scalar | *Visual | NONE | NONE | --- |
| Sand/Dirt | scalar | *Visual | NONE | NONE | --- |
| Appearance | scalar | *Visual | NORML | NORML | --- |
| Odor | scalar | *Visual | NORML | NORML | --- |
| Emulsified Water | scalar | *Visual | >0.2 | NEG | --- |
| Free Water | scalar | *Visual | | NEG | --- |

| FLUID PROPERTIES | method | limit/base | current | history1 | history2 |
|------------------|--------|------------|---------|----------|----------|
| Visc @ 100°C | cSt | ASTM D445 | 12.00 | 14.8 | --- |

GRAPHS



Certificate L2367

Laboratory : WearCheck USA - 501 Madison Ave., Cary, NC 27513
Sample No. : PCA0103917
Lab Number : 06148438
Unique Number : 10978516
Test Package : FLEET

Received : 15 Apr 2024
Tested : 16 Apr 2024
Diagnosed : 17 Apr 2024 - Sean Felton

Transervice - Shop 2680 - LeMars
 1330 12th Ave SW
 LeMars, IA
 US 51031

Contact: Stacey Rabey
 srabey@transervice.com
 T: (712)501-9908

To discuss this sample report, contact Customer Service at 1-800-237-1369.

* - Denotes test methods that are outside of the ISO 17025 scope of accreditation.

Statements of conformity to specifications are based on the simple acceptance decision rule (JCGM 106:2012)