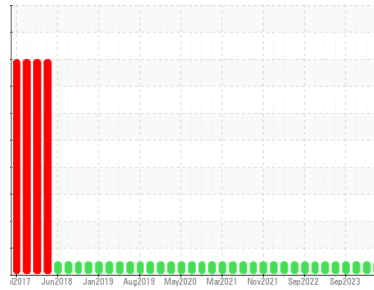


OIL ANALYSIS REPORT



Area
KEMP QUARRIES / MUSKOGEE SAND [69617]
 Machine Id
WL109
 Component
Front Right Final Drive
 Fluid
PETRO CANADA PRODURO TO-4 SAE 50 (--- GAL)

Sample Rating Trend



NORMAL

✓

DIAGNOSIS

Recommendation
 Resample at the next service interval to monitor. (Customer Sample Comment: PM-3 sampled fluid)

Wear
 All component wear rates are normal.

Contamination
 There is no indication of any contamination in the oil.

Fluid Condition
 The condition of the oil is acceptable for the time in service.

SAMPLE INFORMATION

	method	limit/base	current	history1	history2
Sample Number	Client Info		PCA0109273	PCA0086511	PCA0070580
Sample Date	Client Info		04 Apr 2024	05 Feb 2024	22 Nov 2023
Machine Age	hrs	Client Info	58740	50702	50215
Oil Age	hrs	Client Info	51204	50702	50215
Oil Changed	Client Info		N/A	N/A	N/A
Sample Status			NORMAL	NORMAL	NORMAL

CONTAMINATION

	method	limit/base	current	history1	history2
Water	WC Method	>0.2	NEG	NEG	NEG

WEAR METALS

	method	limit/base	current	history1	history2
Iron	ppm	ASTM D5185m >800	33	22	17
Chromium	ppm	ASTM D5185m >10	<1	0	0
Nickel	ppm	ASTM D5185m >5	<1	0	0
Titanium	ppm	ASTM D5185m >15	<1	<1	<1
Silver	ppm	ASTM D5185m >2	0	0	0
Aluminum	ppm	ASTM D5185m >75	3	1	1
Lead	ppm	ASTM D5185m >10	<1	<1	0
Copper	ppm	ASTM D5185m >75	2	0	<1
Tin	ppm	ASTM D5185m >8	<1	<1	0
Vanadium	ppm	ASTM D5185m	<1	0	0
Cadmium	ppm	ASTM D5185m	<1	0	0

ADDITIVES

	method	limit/base	current	history1	history2
Boron	ppm	ASTM D5185m 2	0	<1	0
Barium	ppm	ASTM D5185m 0	1	0	0
Molybdenum	ppm	ASTM D5185m 0	1	0	<1
Manganese	ppm	ASTM D5185m 0	<1	<1	0
Magnesium	ppm	ASTM D5185m 9	15	15	13
Calcium	ppm	ASTM D5185m 3114	3313	3033	3183
Phosphorus	ppm	ASTM D5185m 1099	1095	1121	1070
Zinc	ppm	ASTM D5185m 1245	1337	1337	1258
Sulfur	ppm	ASTM D5185m 7086	5202	5213	5416

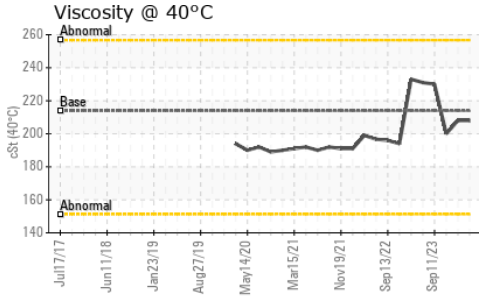
CONTAMINANTS

	method	limit/base	current	history1	history2
Silicon	ppm	ASTM D5185m >400	18	14	11
Sodium	ppm	ASTM D5185m	2	<1	0
Potassium	ppm	ASTM D5185m >20	2	0	2

VISUAL

	method	limit/base	current	history1	history2
White Metal	scalar	*Visual NONE	NONE	NONE	NONE
Yellow Metal	scalar	*Visual NONE	NONE	NONE	NONE
Precipitate	scalar	*Visual NONE	NONE	NONE	NONE
Silt	scalar	*Visual NONE	NONE	NONE	NONE
Debris	scalar	*Visual NONE	NONE	NONE	NONE
Sand/Dirt	scalar	*Visual NONE	NONE	NONE	NONE
Appearance	scalar	*Visual NORML	NORML	NORML	NORML
Odor	scalar	*Visual NORML	NORML	NORML	NORML
Emulsified Water	scalar	*Visual >0.2	NEG	NEG	NEG
Free Water	scalar	*Visual	NEG	NEG	NEG

OIL ANALYSIS REPORT

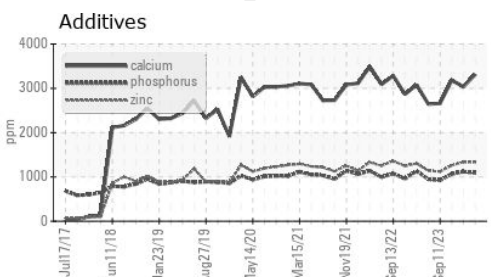
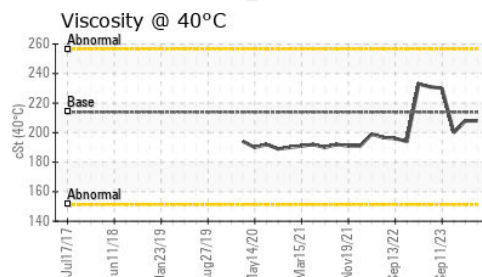
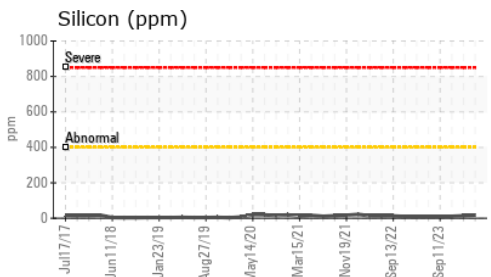
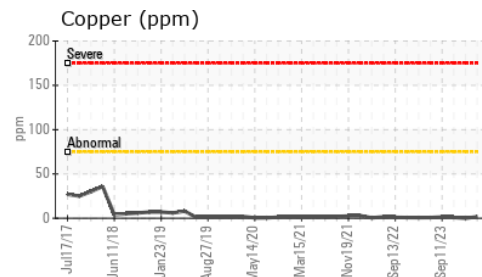
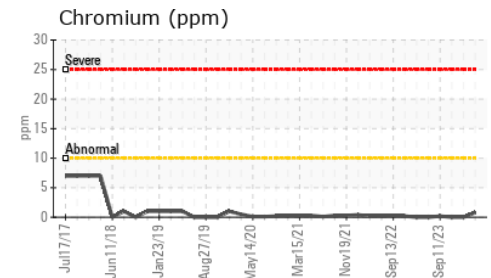
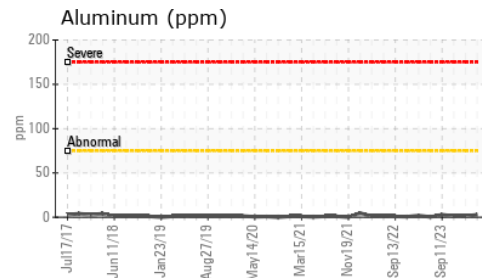
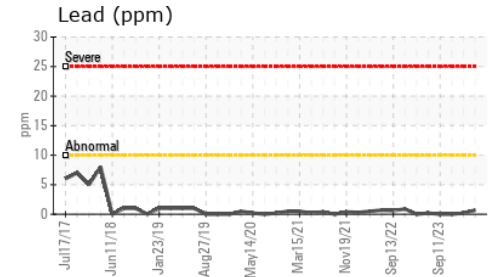
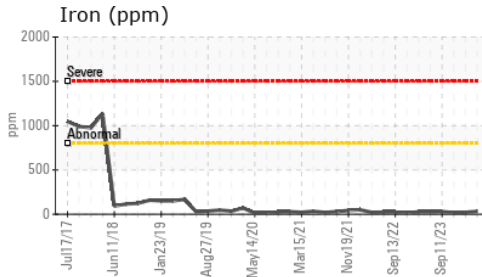


FLUID PROPERTIES		method	limit/base	current	history1	history2
Visc @ 40°C	cSt	ASTM D445	213.9	208	208	200

SAMPLE IMAGES		method	limit/base	current	history1	history2
---------------	--	--------	------------	---------	----------	----------

Color		no image	no image	no image
Bottom		no image	no image	no image

GRAPHS



Certificate L2367

Laboratory : WearCheck USA - 501 Madison Ave., Cary, NC 27513
Sample No. : PCA0109273 **Received** : 15 Apr 2024
Lab Number : 06149088 **Tested** : 16 Apr 2024
Unique Number : 10979166 **Diagnosed** : 17 Apr 2024 - Sean Felton
Test Package : MOB 1

Kemp Quarries - Muskogee Sand
 3395 W 50th St N
 Porter, OK
 US 74454
 Contact: muskogee@muskogeessand.com

To discuss this sample report, contact Customer Service at 1-800-237-1369.

* - Denotes test methods that are outside of the ISO 17025 scope of accreditation.

Statements of conformity to specifications are based on the simple acceptance decision rule (JCGM 106:2012)