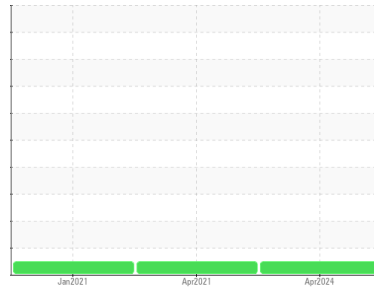


OIL ANALYSIS REPORT

Sample Rating Trend



NORMAL



Machine Id
T320
 Component
Front Differential
 Fluid
CHEVRON DELO SYNTHETIC GEAR 75W90 (--- QTS)

DIAGNOSIS

Recommendation

Resample at the next service interval to monitor.

Wear

All component wear rates are normal.

Contamination

There is no indication of any contamination in the oil.

Fluid Condition

The condition of the oil is acceptable for the time in service.

SAMPLE INFORMATION		method	limit/base	current	history1	history2
Sample Number	Client Info			PCA0121916	PCA0047384	PCA0039671
Sample Date	Client Info			08 Apr 2024	19 Apr 2021	04 Jan 2021
Machine Age	mls	Client Info		281859	0	49945
Oil Age	mls	Client Info		49945	0	0
Oil Changed	Client Info			Not Chngd	N/A	Changed
Sample Status				NORMAL	NORMAL	NORMAL

CONTAMINATION		method	limit/base	current	history1	history2
Water	WC Method		>.2	NEG	NEG	NEG

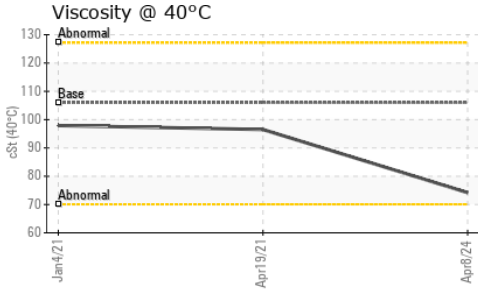
WEAR METALS		method	limit/base	current	history1	history2
Iron	ppm	ASTM D5185m	>500	164	177	130
Chromium	ppm	ASTM D5185m	>10	<1	1	<1
Nickel	ppm	ASTM D5185m	>10	0	<1	<1
Titanium	ppm	ASTM D5185m		0	0	0
Silver	ppm	ASTM D5185m		0	0	0
Aluminum	ppm	ASTM D5185m	>25	1	3	<1
Lead	ppm	ASTM D5185m	>25	0	<1	2
Copper	ppm	ASTM D5185m	>100	<1	2	2
Tin	ppm	ASTM D5185m	>10	0	0	0
Antimony	ppm	ASTM D5185m	>5	---	0	0
Vanadium	ppm	ASTM D5185m		0	0	0
Cadmium	ppm	ASTM D5185m		0	<1	0

ADDITIVES		method	limit/base	current	history1	history2
Boron	ppm	ASTM D5185m		193	238	224
Barium	ppm	ASTM D5185m		0	2	2
Molybdenum	ppm	ASTM D5185m		16	0	0
Manganese	ppm	ASTM D5185m		7	10	9
Magnesium	ppm	ASTM D5185m		81	<1	2
Calcium	ppm	ASTM D5185m		182	10	10
Phosphorus	ppm	ASTM D5185m		1125	1650	1368
Zinc	ppm	ASTM D5185m		130	20	19
Sulfur	ppm	ASTM D5185m		20267	23933	21379

CONTAMINANTS		method	limit/base	current	history1	history2
Silicon	ppm	ASTM D5185m	>75	11	26	12
Sodium	ppm	ASTM D5185m		3	6	6
Potassium	ppm	ASTM D5185m	>20	0	10	0

VISUAL		method	limit/base	current	history1	history2
White Metal	scalar	*Visual	NONE	NONE	LIGHT	NONE
Yellow Metal	scalar	*Visual	NONE	NONE	NONE	NONE
Precipitate	scalar	*Visual	NONE	NONE	NONE	NONE
Silt	scalar	*Visual	NONE	MODER	NONE	NONE
Debris	scalar	*Visual	NONE	NONE	NONE	NONE
Sand/Dirt	scalar	*Visual	NONE	NONE	NONE	NONE
Appearance	scalar	*Visual	NORML	NORML	NORML	NORML
Odor	scalar	*Visual	NORML	NORML	NORML	NORML
Emulsified Water	scalar	*Visual	>.2	NEG	NEG	NEG
Free Water	scalar	*Visual		NEG	NEG	NEG

OIL ANALYSIS REPORT

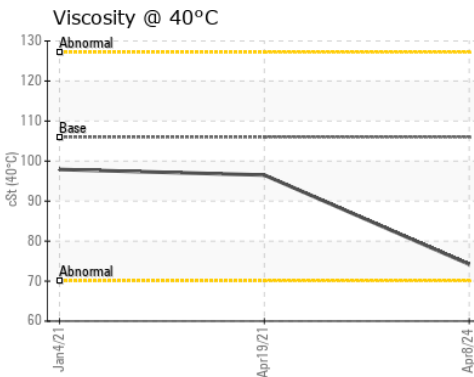
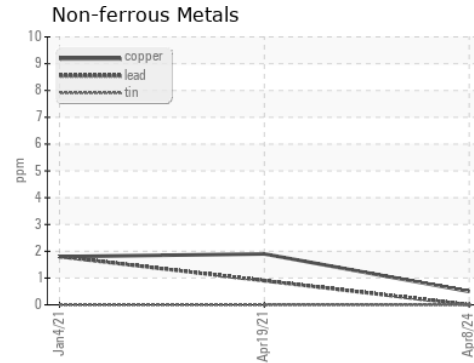
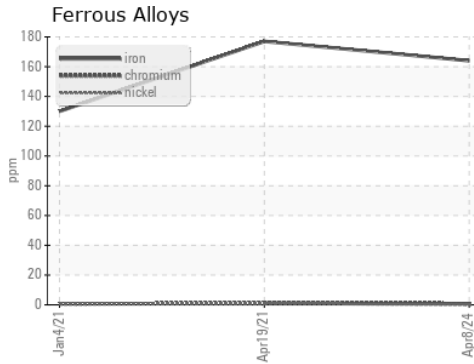


FLUID PROPERTIES	method	limit/base	current	history1	history2	
Visc @ 40°C	cSt	ASTM D445	106	74.2	96.5	97.9

SAMPLE IMAGES	method	limit/base	current	history1	history2
---------------	--------	------------	---------	----------	----------

Color				no image	no image	no image
Bottom				no image	no image	no image

GRAPHS



Certificate L2367

Laboratory : WearCheck USA - 501 Madison Ave., Cary, NC 27513
Sample No. : PCA0121916
Lab Number : 06149166
Unique Number : 10979244
Test Package : FLEET

Received : 15 Apr 2024
Tested : 16 Apr 2024
Diagnosed : 16 Apr 2024 - Wes Davis

NW WHITE & CO - SPECIAL SERVICE DIVISION
 100 INDEPENDENCE BLVD
 COLUMBIA, SC
 US 29210
 Contact: George Edwards
 gedwards@nwwhite.com

To discuss this sample report, contact Customer Service at 1-800-237-1369.

* - Denotes test methods that are outside of the ISO 17025 scope of accreditation.

Statements of conformity to specifications are based on the simple acceptance decision rule (JCGM 106:2012)

T:
F: