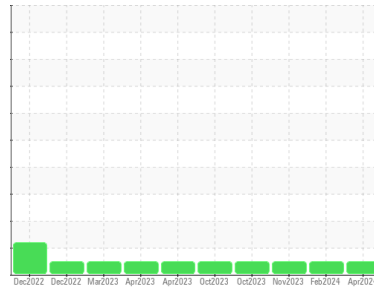




OIL ANALYSIS REPORT

Sample Rating Trend



NORMAL



Machine Id
741003-310092

Component
Natural Gas Engine

Fluid
PETRO CANADA DURON SHP 15W40 (--- GAL)

DIAGNOSIS

Recommendation

Resample at the next service interval to monitor.

Wear

All component wear rates are normal.

Contamination

There is no indication of any contamination in the oil.

Fluid Condition

The BN result indicates that there is suitable alkalinity remaining in the oil. The condition of the oil is suitable for further service.

SAMPLE INFORMATION

	method	limit/base	current	history1	history2
Sample Number	Client Info		GFL0106900	GFL0106852	GFL0092021
Sample Date	Client Info		17 Apr 2024	14 Feb 2024	29 Nov 2023
Machine Age	hrs	Client Info	2450	1896	1297
Oil Age	hrs	Client Info	600	600	600
Oil Changed	Client Info		Changed	Changed	Changed
Sample Status			NORMAL	NORMAL	NORMAL

CONTAMINATION

	method	limit/base	current	history1	history2
Water	WC Method	>0.1	NEG	NEG	NEG

WEAR METALS

	method	limit/base	current	history1	history2	
Iron	ppm	ASTM D5185m	>50	10	9	6
Chromium	ppm	ASTM D5185m	>4	<1	<1	<1
Nickel	ppm	ASTM D5185m	>2	<1	0	<1
Titanium	ppm	ASTM D5185m		<1	<1	0
Silver	ppm	ASTM D5185m	>3	<1	0	0
Aluminum	ppm	ASTM D5185m	>9	4	2	2
Lead	ppm	ASTM D5185m	>30	<1	0	<1
Copper	ppm	ASTM D5185m	>35	1	<1	0
Tin	ppm	ASTM D5185m	>4	<1	0	1
Vanadium	ppm	ASTM D5185m		<1	<1	0
Cadmium	ppm	ASTM D5185m		<1	0	0

ADDITIVES

	method	limit/base	current	history1	history2	
Boron	ppm	ASTM D5185m	0	7	6	14
Barium	ppm	ASTM D5185m	0	0	0	0
Molybdenum	ppm	ASTM D5185m	60	54	50	51
Manganese	ppm	ASTM D5185m	0	<1	0	<1
Magnesium	ppm	ASTM D5185m	1010	566	573	581
Calcium	ppm	ASTM D5185m	1070	1550	1670	1616
Phosphorus	ppm	ASTM D5185m	1150	745	698	804
Zinc	ppm	ASTM D5185m	1270	977	985	1015
Sulfur	ppm	ASTM D5185m	2060	2651	2370	2555

CONTAMINANTS

	method	limit/base	current	history1	history2	
Silicon	ppm	ASTM D5185m	>+100	6	5	3
Sodium	ppm	ASTM D5185m		20	6	4
Potassium	ppm	ASTM D5185m	>20	39	0	<1

INFRA-RED

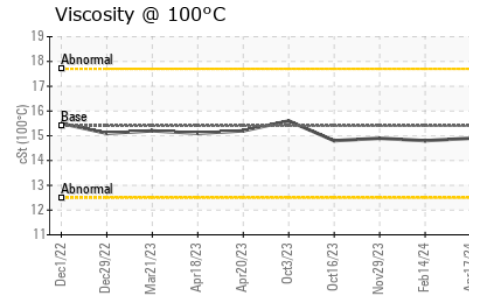
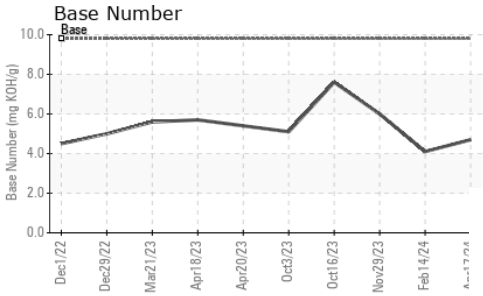
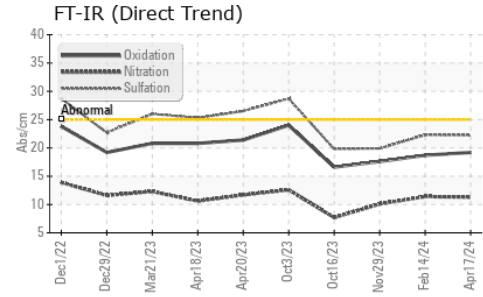
	method	limit/base	current	history1	history2	
Soot %	%	*ASTM D7844		0	0	0
Nitration	Abs/cm	*ASTM D7624	>20	11.3	11.4	10.1
Sulfation	Abs/.1mm	*ASTM D7415	>30	22.2	22.3	19.9

FLUID DEGRADATION

	method	limit/base	current	history1	history2	
Oxidation	Abs/.1mm	*ASTM D7414	>25	19.2	18.7	17.6
Base Number (BN)	mg KOH/g	ASTM D2896	9.8	4.7	4.1	6.0



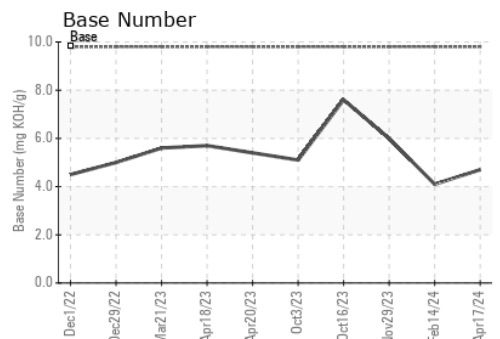
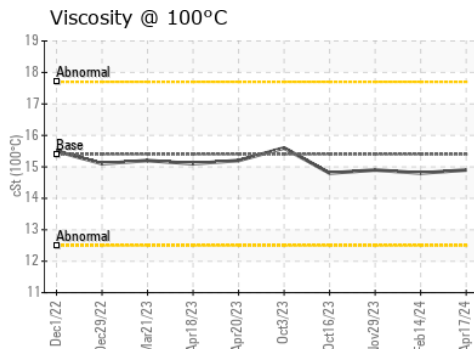
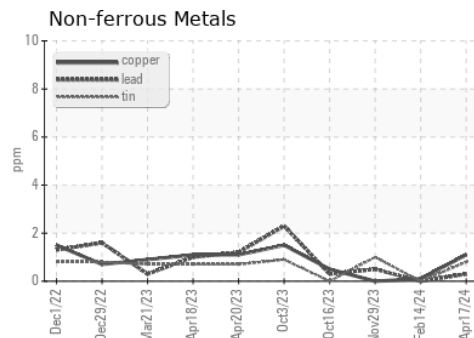
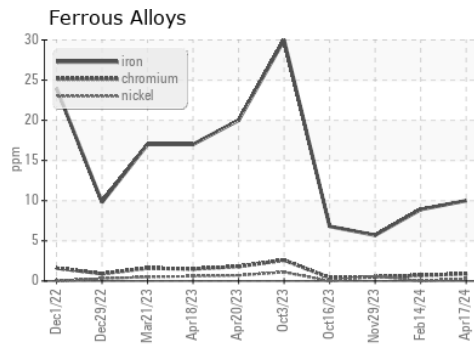
OIL ANALYSIS REPORT



VISUAL	method	limit/base	current	history1	history2
White Metal	scalar	*Visual	NONE	NONE	NONE
Yellow Metal	scalar	*Visual	NONE	NONE	NONE
Precipitate	scalar	*Visual	NONE	NONE	NONE
Silt	scalar	*Visual	NONE	NONE	NONE
Debris	scalar	*Visual	NONE	NONE	NONE
Sand/Dirt	scalar	*Visual	NONE	NONE	NONE
Appearance	scalar	*Visual	NORML	NORML	NORML
Odor	scalar	*Visual	NORML	NORML	NORML
Emulsified Water	scalar	*Visual	>0.1	NEG	NEG
Free Water	scalar	*Visual		NEG	NEG

FLUID PROPERTIES	method	limit/base	current	history1	history2
Visc @ 100°C	cSt	ASTM D445	15.4	14.9	14.8

GRAPHS



Laboratory : WearCheck USA - 501 Madison Ave., Cary, NC 27513
Sample No. : GFL0106900 **Received** : 19 Apr 2024
Lab Number : 06154059 **Tested** : 22 Apr 2024
Unique Number : 10989482 **Diagnosed** : 23 Apr 2024 - Don Baldrige
Test Package : FLEET

GFL Environmental - 856 - Houston South
 8515 Highway 6 South
 Houston, TX
 US 77083
 Contact: Jose Gonzalez
 jgonzalez2@gflenv.com

To discuss this sample report, contact Customer Service at 1-800-237-1369.
 * - Denotes test methods that are outside of the ISO 17025 scope of accreditation.
 Statements of conformity to specifications are based on the simple acceptance decision rule (JCGM 106:2012)