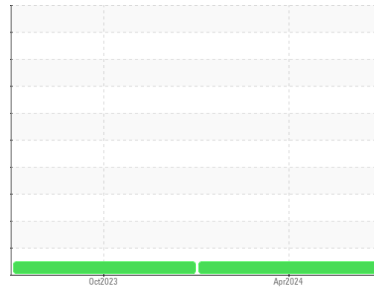


OIL ANALYSIS REPORT

Sample Rating Trend



NORMAL



Machine Id
BM-129
 Component
Diesel Engine
 Fluid
PETRO CANADA DURON SHP 10W30 (10 GAL)

DIAGNOSIS

Recommendation

Resample at the next service interval to monitor.

Wear

All component wear rates are normal.

Contamination

There is no indication of any contamination in the oil.

Fluid Condition

The BN result indicates that there is suitable alkalinity remaining in the oil. The condition of the oil is suitable for further service.

SAMPLE INFORMATION		method	limit/base	current	history1	history2
Sample Number	Client Info			PCA0117743	PCA0105251	---
Sample Date	Client Info			16 Apr 2024	23 Oct 2023	---
Machine Age	hrs	Client Info		36269	6838	---
Oil Age	hrs	Client Info		36269	6838	---
Oil Changed	Client Info			Changed	N/A	---
Sample Status				NORMAL	NORMAL	---

CONTAMINATION		method	limit/base	current	history1	history2
Fuel	WC Method	>5		<1.0	<1.0	---
Water	WC Method	>0.2		NEG	NEG	---
Glycol	WC Method			NEG	NEG	---

WEAR METALS		method	limit/base	current	history1	history2
Iron	ppm	ASTM D5185m	>100	27	24	---
Chromium	ppm	ASTM D5185m	>20	<1	<1	---
Nickel	ppm	ASTM D5185m	>4	0	0	---
Titanium	ppm	ASTM D5185m		0	0	---
Silver	ppm	ASTM D5185m	>3	0	<1	---
Aluminum	ppm	ASTM D5185m	>20	4	5	---
Lead	ppm	ASTM D5185m	>40	0	0	---
Copper	ppm	ASTM D5185m	>330	2	2	---
Tin	ppm	ASTM D5185m	>15	0	<1	---
Vanadium	ppm	ASTM D5185m		0	0	---
Cadmium	ppm	ASTM D5185m		0	0	---

ADDITIVES		method	limit/base	current	history1	history2
Boron	ppm	ASTM D5185m	2	2	4	---
Barium	ppm	ASTM D5185m	0	0	0	---
Molybdenum	ppm	ASTM D5185m	50	63	66	---
Manganese	ppm	ASTM D5185m	0	<1	<1	---
Magnesium	ppm	ASTM D5185m	950	948	1003	---
Calcium	ppm	ASTM D5185m	1050	1180	1186	---
Phosphorus	ppm	ASTM D5185m	995	1039	1073	---
Zinc	ppm	ASTM D5185m	1180	1244	1378	---
Sulfur	ppm	ASTM D5185m	2600	3120	2945	---

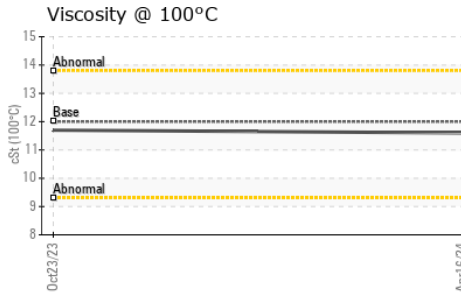
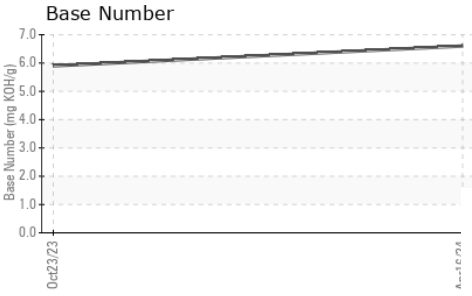
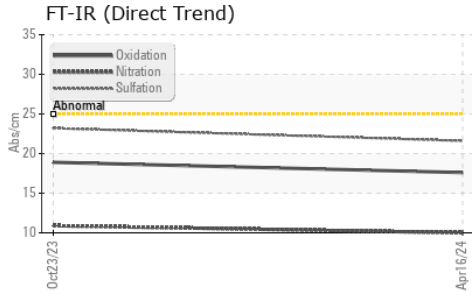
CONTAMINANTS		method	limit/base	current	history1	history2
Silicon	ppm	ASTM D5185m	>25	7	8	---
Sodium	ppm	ASTM D5185m		0	<1	---
Potassium	ppm	ASTM D5185m	>20	4	11	---

INFRA-RED		method	limit/base	current	history1	history2
Soot %	%	*ASTM D7844	>3	0.9	1	---
Nitration	Abs/cm	*ASTM D7624	>20	10.0	10.9	---
Sulfation	Abs/.1mm	*ASTM D7415	>30	21.6	23.2	---

FLUID DEGRADATION		method	limit/base	current	history1	history2
Oxidation	Abs/.1mm	*ASTM D7414	>25	17.6	18.9	---
Base Number (BN)	mg KOH/g	ASTM D2896		6.6	5.9	---



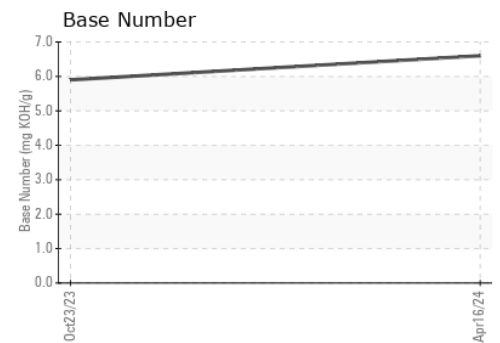
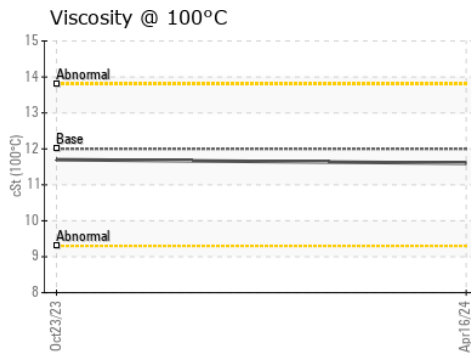
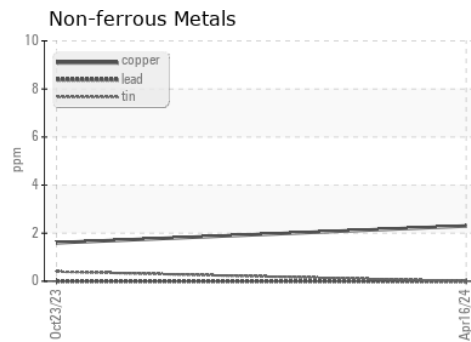
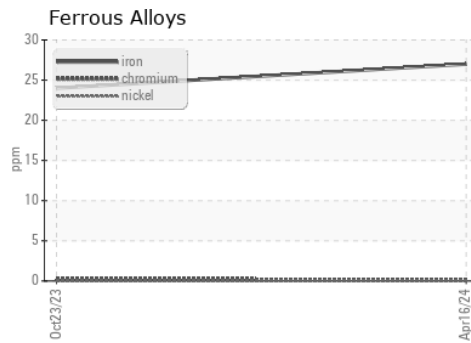
OIL ANALYSIS REPORT



PARAMETER	method	limit/base	current	history1	history2
White Metal	scalar	*Visual	NONE	NONE	---
Yellow Metal	scalar	*Visual	NONE	NONE	---
Precipitate	scalar	*Visual	NONE	NONE	---
Silt	scalar	*Visual	NONE	NONE	---
Debris	scalar	*Visual	NONE	NONE	---
Sand/Dirt	scalar	*Visual	NONE	NONE	---
Appearance	scalar	*Visual	NORML	NORML	---
Odor	scalar	*Visual	NORML	NORML	---
Emulsified Water	scalar	*Visual	>0.2	NEG	---
Free Water	scalar	*Visual		NEG	---

PARAMETER	method	limit/base	current	history1	history2
Visc @ 100°C	cSt	ASTM D445	12.00	11.6	11.7

GRAPHS



Certificate L2367

Laboratory : WearCheck USA - 501 Madison Ave., Cary, NC 27513
Sample No. : PCA0117743
Lab Number : 06158843
Unique Number : 10994266
Test Package : FLEET
Received : 24 Apr 2024
Tested : 25 Apr 2024
Diagnosed : 25 Apr 2024 - Wes Davis

BLUE MAX TRUCKING
 1015 E. WESTINGHOUSE BLVD.
 CHARLOTTE, NC
 US 28273
 Contact: Jody Greer
 jgreer@bluemaxtrucking.com
 T: (980)225-9968
 F: (704)588-2901

To discuss this sample report, contact Customer Service at 1-800-237-1369.

* - Denotes test methods that are outside of the ISO 17025 scope of accreditation.

Statements of conformity to specifications are based on the simple acceptance decision rule (JCGM 106:2012)