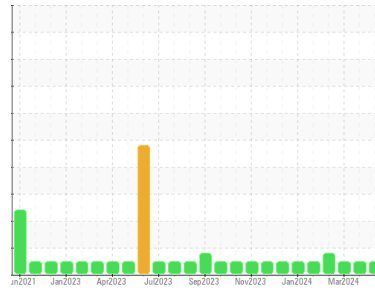




OIL ANALYSIS REPORT

Sample Rating Trend



NORMAL



Machine Id
920056-102721

Component
Diesel Engine

Fluid
CHEVRON DELO 400 MULTIGRADE 15W40 (--- LTR)

DIAGNOSIS

Recommendation

Resample at the next service interval to monitor.

Wear

All component wear rates are normal.

Contamination

There is no indication of any contamination in the oil.

Fluid Condition

The BN result indicates that there is suitable alkalinity remaining in the oil. The condition of the oil is suitable for further service.

SAMPLE INFORMATION

method	limit/base	current	history1	history2
Sample Number	Client Info	GFL0115782	GFL0115778	GFL0103462
Sample Date	Client Info	03 May 2024	17 Apr 2024	29 Mar 2024
Machine Age	hrs Client Info	6555	6491	6373
Oil Age	hrs Client Info	1222	1158	1040
Oil Changed	Client Info	Changed	N/A	Not Chngd
Sample Status		NORMAL	NORMAL	NORMAL

CONTAMINATION

method	limit/base	current	history1	history2
Fuel	WC Method >5	<1.0	<1.0	<1.0
Water	WC Method >0.2	NEG	NEG	NEG
Glycol	WC Method	NEG	NEG	NEG

WEAR METALS

method	limit/base	current	history1	history2
Iron	ppm ASTM D5185m >110	6	8	8
Chromium	ppm ASTM D5185m >4	0	0	<1
Nickel	ppm ASTM D5185m >2	<1	0	<1
Titanium	ppm ASTM D5185m	0	0	<1
Silver	ppm ASTM D5185m >2	0	0	0
Aluminum	ppm ASTM D5185m >25	4	2	4
Lead	ppm ASTM D5185m >45	<1	0	<1
Copper	ppm ASTM D5185m >85	1	3	2
Tin	ppm ASTM D5185m >4	<1	0	<1
Vanadium	ppm ASTM D5185m	0	0	<1
Cadmium	ppm ASTM D5185m	0	0	<1

ADDITIVES

method	limit/base	current	history1	history2
Boron	ppm ASTM D5185m 151	24	19	27
Barium	ppm ASTM D5185m 0.4	0	0	0
Molybdenum	ppm ASTM D5185m 250	70	76	75
Manganese	ppm ASTM D5185m	<1	0	<1
Magnesium	ppm ASTM D5185m 0	866	937	864
Calcium	ppm ASTM D5185m 2046	1084	1260	1109
Phosphorus	ppm ASTM D5185m 1043	1012	1054	921
Zinc	ppm ASTM D5185m 943	1122	1297	1130
Sulfur	ppm ASTM D5185m 5012	3424	3785	2959

CONTAMINANTS

method	limit/base	current	history1	history2
Silicon	ppm ASTM D5185m >30	4	2	5
Sodium	ppm ASTM D5185m	1	0	2
Potassium	ppm ASTM D5185m >20	4	2	2

INFRA-RED

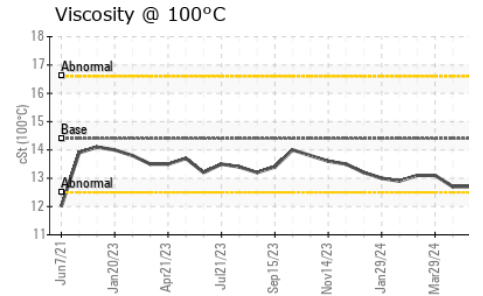
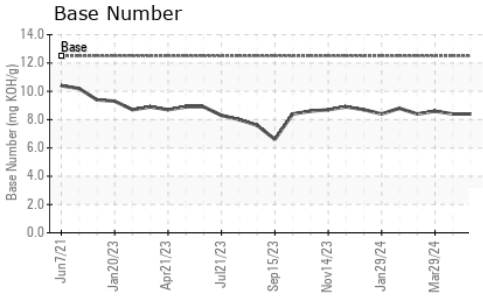
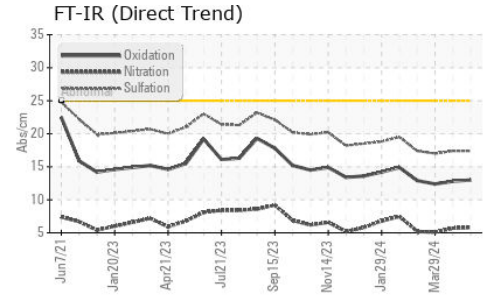
method	limit/base	current	history1	history2
Soot %	% *ASTM D7844 >3	0.2	0.1	0.1
Nitration	Abs/cm *ASTM D7624 >20	5.8	5.7	5.1
Sulfation	Abs/.1mm *ASTM D7415 >30	17.4	17.4	17.0

FLUID DEGRADATION

method	limit/base	current	history1	history2
Oxidation	Abs/.1mm *ASTM D7414 >25	13.0	12.8	12.4
Base Number (BN)	mg KOH/g ASTM D2896 12.5	8.4	8.4	8.6



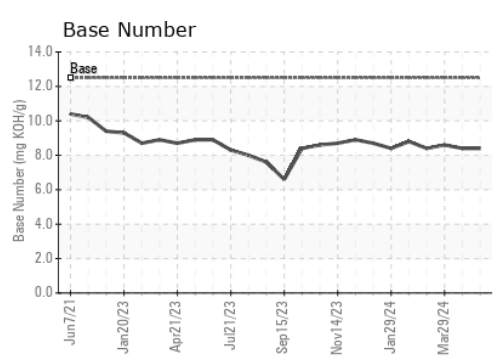
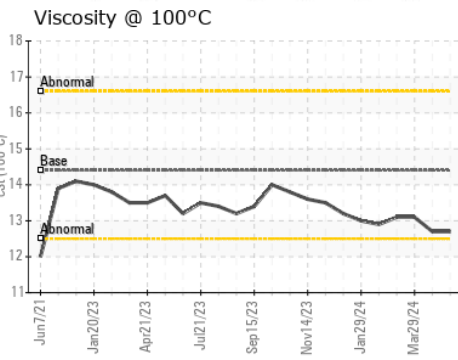
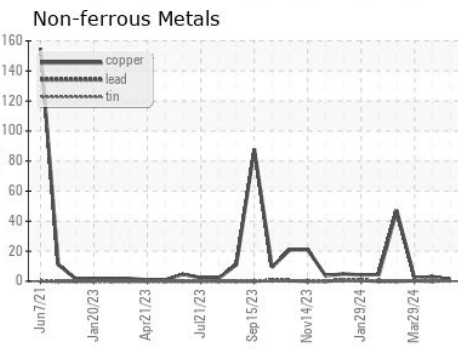
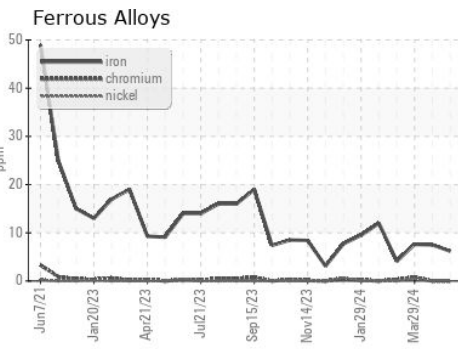
OIL ANALYSIS REPORT



VISUAL	method	limit/base	current	history1	history2
White Metal	scalar	*Visual	NONE	NONE	NONE
Yellow Metal	scalar	*Visual	NONE	NONE	NONE
Precipitate	scalar	*Visual	NONE	NONE	NONE
Silt	scalar	*Visual	NONE	NONE	NONE
Debris	scalar	*Visual	NONE	NONE	NONE
Sand/Dirt	scalar	*Visual	NONE	NONE	NONE
Appearance	scalar	*Visual	NORML	NORML	NORML
Odor	scalar	*Visual	NORML	NORML	NORML
Emulsified Water	scalar	*Visual	>0.2	NEG	NEG
Free Water	scalar	*Visual		NEG	NEG

FLUID PROPERTIES	method	limit/base	current	history1	history2	
Visc @ 100°C	cSt	ASTM D445	14.4	12.7	12.7	13.1

GRAPHS



Laboratory : WearCheck USA - 501 Madison Ave., Cary, NC 27513
Sample No. : GFL0115782 **Received** : 10 May 2024
Lab Number : 06175177 **Tested** : 11 May 2024
Unique Number : 11021230 **Diagnosed** : 13 May 2024 - Don Baldrige
Test Package : FLEET

GFL Environmental - 180 - Tuscaloosa Hauling
 4701 12TH ST NE
 Tuscaloosa, AL
 US 35404

To discuss this sample report, contact Customer Service at 1-800-237-1369.
 * - Denotes test methods that are outside of the ISO 17025 scope of accreditation.
 Statements of conformity to specifications are based on the simple acceptance decision rule (JCGM 106:2012)

Contact: FREDERICK ROGERS
 fred.rogers@gflenv.com
 T:
 F: