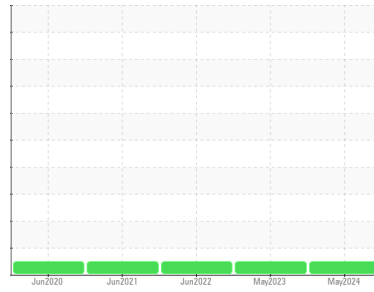


OIL ANALYSIS REPORT

Sample Rating Trend



NORMAL



Area
ELGIN
Machine Id
Nissei PRESS 17 H
Component
Hydraulic System
Fluid
PETRO CANADA ENVIRON AW 46 (--- GAL)

DIAGNOSIS

Recommendation

Resample at the next service interval to monitor.

Wear

All component wear rates are normal.

Contamination

There is no indication of any contamination in the oil.

Fluid Condition

The condition of the oil is acceptable for the time in service.

SAMPLE INFORMATION		method	limit/base	current	history1	history2
Sample Number	Client Info			PCA0125336	PCA0097205	PCA0077110
Sample Date	Client Info			13 May 2024	13 May 2023	28 Jun 2022
Machine Age	hrs	Client Info		0	0	0
Oil Age	hrs	Client Info		0	4000	4000
Oil Changed	Client Info			N/A	Not Changd	Not Changd
Sample Status				NORMAL	NORMAL	NORMAL

CONTAMINATION		method	limit/base	current	history1	history2
Water	WC Method		>0.05	NEG	NEG	NEG

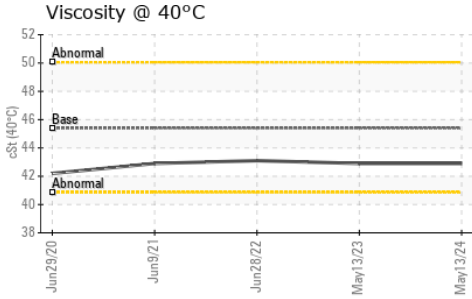
WEAR METALS		method	limit/base	current	history1	history2
Iron	ppm	ASTM D5185m	>20	9	11	11
Chromium	ppm	ASTM D5185m	>20	<1	<1	<1
Nickel	ppm	ASTM D5185m	>20	0	<1	0
Titanium	ppm	ASTM D5185m		0	0	0
Silver	ppm	ASTM D5185m		0	0	0
Aluminum	ppm	ASTM D5185m	>20	0	<1	0
Lead	ppm	ASTM D5185m	>20	0	0	0
Copper	ppm	ASTM D5185m	>20	1	2	2
Tin	ppm	ASTM D5185m	>20	1	<1	<1
Antimony	ppm	ASTM D5185m		---	---	---
Vanadium	ppm	ASTM D5185m		0	0	0
Cadmium	ppm	ASTM D5185m		0	0	0

ADDITIVES		method	limit/base	current	history1	history2
Boron	ppm	ASTM D5185m	0	0	<1	5
Barium	ppm	ASTM D5185m	0	8	5	5
Molybdenum	ppm	ASTM D5185m	0	0	0	0
Manganese	ppm	ASTM D5185m	0	<1	<1	<1
Magnesium	ppm	ASTM D5185m	0	0	2	0
Calcium	ppm	ASTM D5185m	0	42	36	36
Phosphorus	ppm	ASTM D5185m	650	631	612	542
Zinc	ppm	ASTM D5185m	0	6	3	9
Sulfur	ppm	ASTM D5185m	1280	5142	5245	4131

CONTAMINANTS		method	limit/base	current	history1	history2
Silicon	ppm	ASTM D5185m	>15	<1	<1	<1
Sodium	ppm	ASTM D5185m		<1	<1	<1
Potassium	ppm	ASTM D5185m	>20	<1	2	0

VISUAL		method	limit/base	current	history1	history2
White Metal	scalar	*Visual	NONE	NONE	NONE	NONE
Yellow Metal	scalar	*Visual	NONE	NONE	NONE	NONE
Precipitate	scalar	*Visual	NONE	NONE	NONE	NONE
Silt	scalar	*Visual	NONE	NONE	NONE	NONE
Debris	scalar	*Visual	NONE	NONE	NONE	NONE
Sand/Dirt	scalar	*Visual	NONE	NONE	NONE	NONE
Appearance	scalar	*Visual	NORML	NORML	NORML	NORML
Odor	scalar	*Visual	NORML	NORML	NORML	NORML
Emulsified Water	scalar	*Visual	>0.05	NEG	NEG	NEG
Free Water	scalar	*Visual		NEG	NEG	NEG

OIL ANALYSIS REPORT

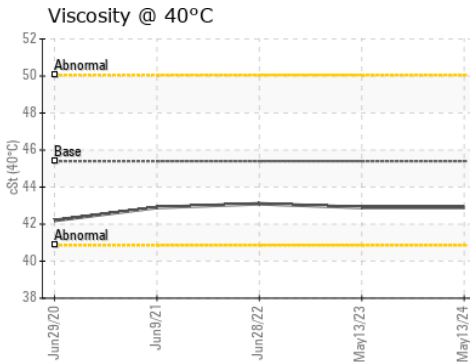
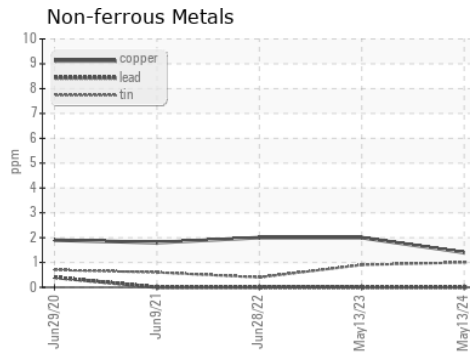
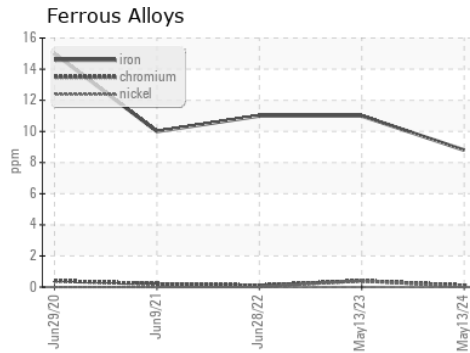


FLUID PROPERTIES		method	limit/base	current	history1	history2
Visc @ 40°C	cSt	ASTM D445	45.4	42.9	42.9	43.1

SAMPLE IMAGES		method	limit/base	current	history1	history2
---------------	--	--------	------------	---------	----------	----------

Color		no image	no image	
Bottom		no image	no image	

GRAPHS



Laboratory : WearCheck USA - 501 Madison Ave., Cary, NC 27513
Sample No. : PCA0125336 **Received** : 13 May 2024
Lab Number : 06178034 **Tested** : 14 May 2024
Unique Number : 11029360 **Diagnosed** : 15 May 2024 - Sean Felton
Test Package : IND 1

ELGIN DIE MOLD
 14N002 PRAIRIE ST
 PINGREE GROVE, IL
 US 60140
 Contact: STEVE METCALF
 pm@elgindiemold.com

To discuss this sample report, contact Customer Service at 1-800-237-1369.

* - Denotes test methods that are outside of the ISO 17025 scope of accreditation.

Statements of conformity to specifications are based on the simple acceptance decision rule (JCGM 106:2012)

T:
F: