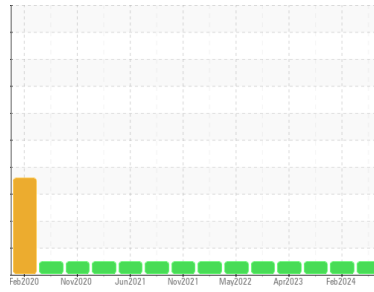


OIL ANALYSIS REPORT

Sample Rating Trend



NORMAL



Machine Id
1926721
 Component
Diesel Engine
 Fluid
PETRO CANADA DURON SHP 10W30 (--- QTS)

DIAGNOSIS

Recommendation

Resample at the next service interval to monitor. Please specify the component make and model with your next sample.

Wear

All component wear rates are normal.

Contamination

There is no indication of any contamination in the oil.

Fluid Condition

The BN result indicates that there is suitable alkalinity remaining in the oil. The condition of the oil is suitable for further service.

SAMPLE INFORMATION		method	limit/base	current	history1	history2
Sample Number	Client Info			PCA0124257	PCA0118400	PCA0088751
Sample Date	Client Info			19 May 2024	13 Feb 2024	03 Jul 2023
Machine Age	mls	Client Info		487100	362400	308596
Oil Age	mls	Client Info		40000	20000	0
Oil Changed	Client Info			Changed	Changed	Not Changed
Sample Status				NORMAL	NORMAL	NORMAL

CONTAMINATION		method	limit/base	current	history1	history2
Fuel	WC Method	>5		<1.0	<1.0	<1.0
Water	WC Method	>0.2		NEG	NEG	NEG
Glycol	WC Method			NEG	NEG	NEG

WEAR METALS		method	limit/base	current	history1	history2
Iron	ppm	ASTM D5185m	>100	69	39	22
Chromium	ppm	ASTM D5185m	>20	<1	<1	<1
Nickel	ppm	ASTM D5185m	>4	2	2	<1
Titanium	ppm	ASTM D5185m		7	<1	3
Silver	ppm	ASTM D5185m	>3	<1	0	0
Aluminum	ppm	ASTM D5185m	>20	7	5	3
Lead	ppm	ASTM D5185m	>40	4	<1	1
Copper	ppm	ASTM D5185m	>330	12	8	5
Tin	ppm	ASTM D5185m	>15	2	1	<1
Vanadium	ppm	ASTM D5185m		0	0	0
Cadmium	ppm	ASTM D5185m		0	0	0

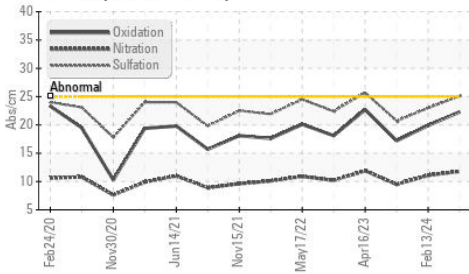
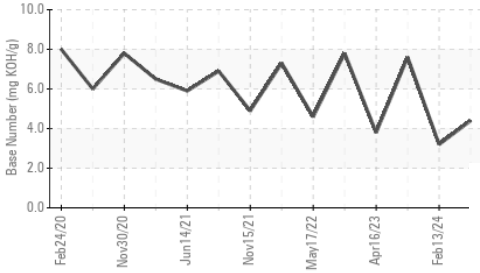
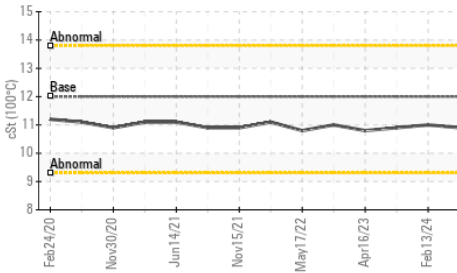
ADDITIVES		method	limit/base	current	history1	history2
Boron	ppm	ASTM D5185m	2	3	2	1
Barium	ppm	ASTM D5185m	0	0	0	2
Molybdenum	ppm	ASTM D5185m	50	57	56	58
Manganese	ppm	ASTM D5185m	0	1	<1	<1
Magnesium	ppm	ASTM D5185m	950	905	835	863
Calcium	ppm	ASTM D5185m	1050	1186	1017	1139
Phosphorus	ppm	ASTM D5185m	995	1001	904	1003
Zinc	ppm	ASTM D5185m	1180	1285	1144	1230
Sulfur	ppm	ASTM D5185m	2600	3111	2488	3159

CONTAMINANTS		method	limit/base	current	history1	history2
Silicon	ppm	ASTM D5185m	>25	10	7	4
Sodium	ppm	ASTM D5185m		19	10	8
Potassium	ppm	ASTM D5185m	>20	5	4	4

INFRA-RED		method	limit/base	current	history1	history2
Soot %	%	*ASTM D7844	>3	0.8	0.7	0.4
Nitration	Abs/cm	*ASTM D7624	>20	11.8	11.1	9.5
Sulfation	Abs/.1mm	*ASTM D7415	>30	25.1	23.0	20.7

FLUID DEGRADATION		method	limit/base	current	history1	history2
Oxidation	Abs/.1mm	*ASTM D7414	>25	22.3	19.9	17.2
Base Number (BN)	mg KOH/g	ASTM D2896		4.4	3.2	7.6

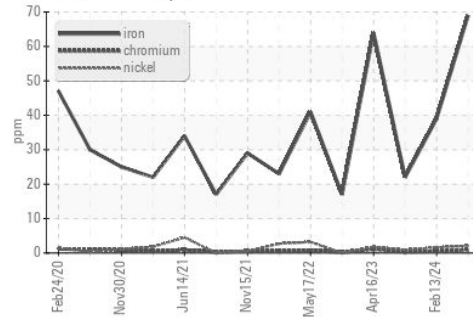
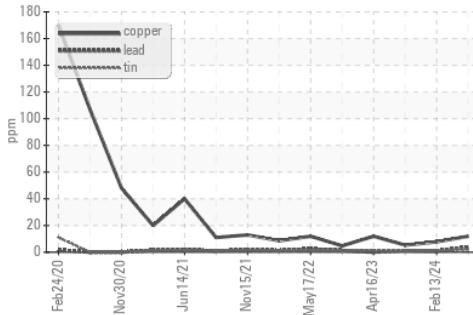
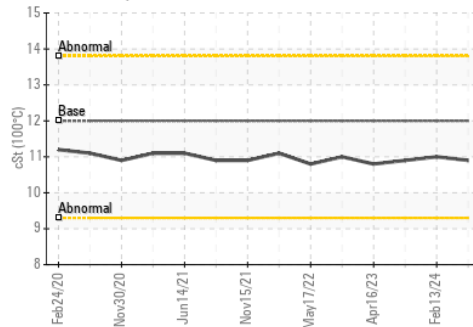
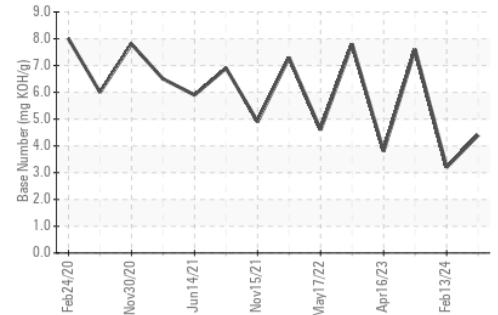
OIL ANALYSIS REPORT

FT-IR (Direct Trend)

Base Number

Viscosity @ 100°C


PARAMETER	method	limit/base	current	history1	history2
White Metal	scalar	*Visual	NONE	NONE	NONE
Yellow Metal	scalar	*Visual	NONE	NONE	NONE
Precipitate	scalar	*Visual	NONE	NONE	NONE
Silt	scalar	*Visual	NONE	NONE	NONE
Debris	scalar	*Visual	NONE	NONE	NONE
Sand/Dirt	scalar	*Visual	NONE	NONE	NONE
Appearance	scalar	*Visual	NORML	NORML	NORML
Odor	scalar	*Visual	NORML	NORML	NORML
Emulsified Water	scalar	*Visual	>0.2	NEG	NEG
Free Water	scalar	*Visual		NEG	NEG

FLUID PROPERTIES	method	limit/base	current	history1	history2
Visc @ 100°C	cSt	ASTM D445	12.00	10.9	11.0

GRAPHS

Ferrous Alloys

Non-ferrous Metals

Viscosity @ 100°C

Base Number


Certificate L2367

Laboratory : WearCheck USA - 501 Madison Ave., Cary, NC 27513
Sample No. : PCA0124257
Lab Number : 06188954
Unique Number : 11045706
Test Package : FLEET

Received : 23 May 2024
Tested : 24 May 2024
Diagnosed : 24 May 2024 - Wes Davis

PERDUE FARMS - SALISBURY
 7036 ZION CHURCH ROAD
 SALISBURY, MD
 US 21802

Contact: RICHARD O'NEAL
 richard.oneal@perdue.com

T: (410)543-3628

F: (410)341-2164

To discuss this sample report, contact Customer Service at 1-800-237-1369.

* - Denotes test methods that are outside of the ISO 17025 scope of accreditation.

Statements of conformity to specifications are based on the simple acceptance decision rule (JCGM 106:2012)