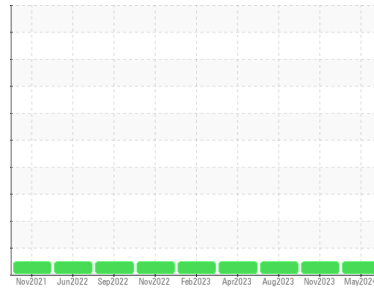


OIL ANALYSIS REPORT

Sample Rating Trend



NORMAL



Area
Cozzi MH1
 Machine Id
COZZI SENNEBOGAN 825 (S/N 825.0.2570)
 Component
Front Left Final Drive
 Fluid
CITGO PREMIUM GEAR 80W90 (--- GAL)

DIAGNOSIS

Recommendation

Resample at the next service interval to monitor.

Wear

All component wear rates are normal.

Contamination

There is no indication of any contamination in the oil.

Fluid Condition

The condition of the oil is acceptable for the time in service.

SAMPLE INFORMATION		method	limit/base	current	history1	history2
Sample Number	Client Info			PCA0115573	LW0007635	LW0007303
Sample Date	Client Info			20 May 2024	03 Nov 2023	08 Aug 2023
Machine Age	hrs	Client Info		12750	11548	10965
Oil Age	hrs	Client Info		12750	11548	10965
Oil Changed	Client Info			Not Changed	Not Changd	Not Changed
Sample Status				NORMAL	NORMAL	NORMAL

CONTAMINATION		method	limit/base	current	history1	history2
Water	WC Method		>0.2	NEG	NEG	NEG

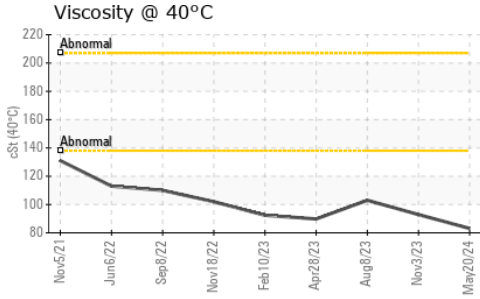
WEAR METALS		method	limit/base	current	history1	history2
Iron	ppm	ASTM D5185m	>500	190	128	84
Chromium	ppm	ASTM D5185m	>10	2	1	<1
Nickel	ppm	ASTM D5185m	>10	<1	0	0
Titanium	ppm	ASTM D5185m		<1	0	<1
Silver	ppm	ASTM D5185m		<1	0	0
Aluminum	ppm	ASTM D5185m	>25	2	2	1
Lead	ppm	ASTM D5185m	>25	<1	0	0
Copper	ppm	ASTM D5185m	>50	6	4	3
Tin	ppm	ASTM D5185m	>10	1	0	<1
Vanadium	ppm	ASTM D5185m		<1	0	0
Cadmium	ppm	ASTM D5185m		<1	0	0

ADDITIVES		method	limit/base	current	history1	history2
Boron	ppm	ASTM D5185m		27	21	23
Barium	ppm	ASTM D5185m		2	0	0
Molybdenum	ppm	ASTM D5185m		12	10	10
Manganese	ppm	ASTM D5185m		2	1	<1
Magnesium	ppm	ASTM D5185m		54	48	58
Calcium	ppm	ASTM D5185m		543	531	556
Phosphorus	ppm	ASTM D5185m		580	648	668
Zinc	ppm	ASTM D5185m		193	196	202
Sulfur	ppm	ASTM D5185m		21991	19707	21853

CONTAMINANTS		method	limit/base	current	history1	history2
Silicon	ppm	ASTM D5185m	>75	16	12	11
Sodium	ppm	ASTM D5185m		5	6	7
Potassium	ppm	ASTM D5185m	>20	2	<1	1

VISUAL		method	limit/base	current	history1	history2
White Metal	scalar	*Visual	NONE	NONE	NONE	NONE
Yellow Metal	scalar	*Visual	NONE	NONE	NONE	NONE
Precipitate	scalar	*Visual	NONE	NONE	NONE	NONE
Silt	scalar	*Visual	NONE	NONE	NONE	NONE
Debris	scalar	*Visual	NONE	NONE	NONE	NONE
Sand/Dirt	scalar	*Visual	NONE	NONE	NONE	NONE
Appearance	scalar	*Visual	NORML	NORML	NORML	NORML
Odor	scalar	*Visual	NORML	NORML	NORML	NORML
Emulsified Water	scalar	*Visual	>0.2	NEG	NEG	NEG
Free Water	scalar	*Visual		NEG	NEG	NEG

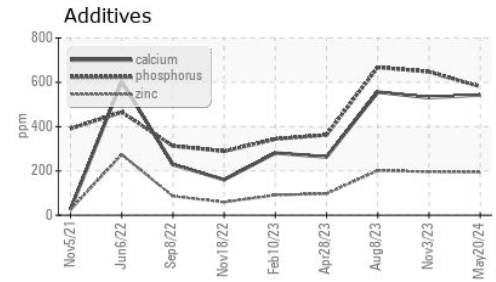
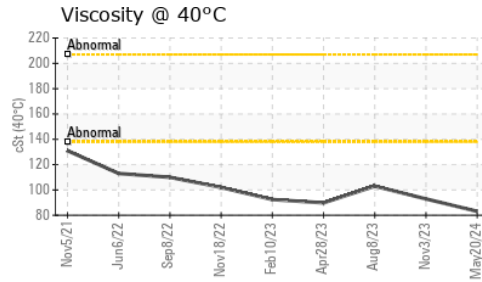
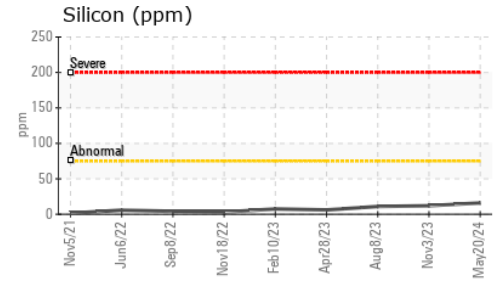
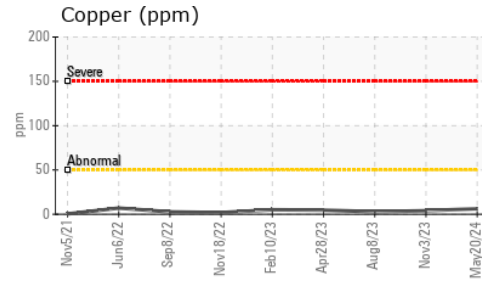
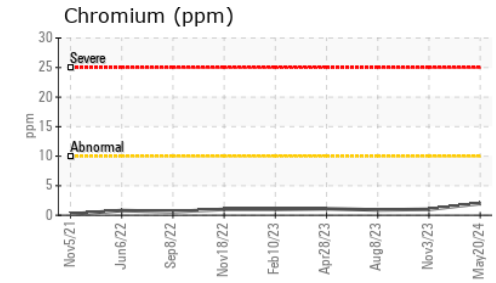
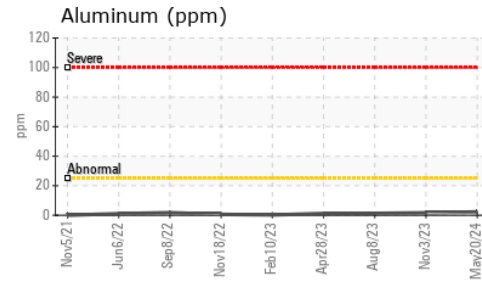
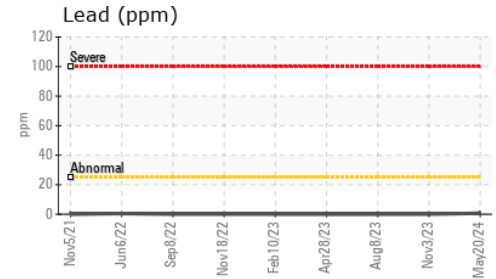
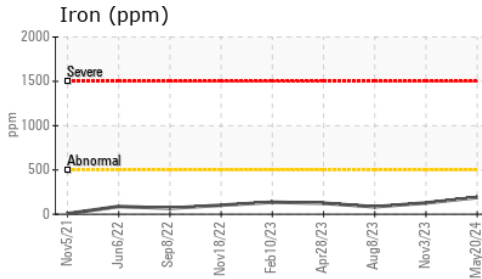
OIL ANALYSIS REPORT



FLUID PROPERTIES		method	limit/base	current	history1	history2
Visc @ 40°C	cSt	ASTM D445		83.1	92.9	103

SAMPLE IMAGES		method	limit/base	current	history1	history2
Color				no image	no image	no image
Bottom				no image	no image	no image

GRAPHS



Laboratory : WearCheck USA - 501 Madison Ave., Cary, NC 27513
Sample No. : PCA0115573 **Received** : 23 May 2024
Lab Number : 06189591 **Tested** : 25 May 2024
Unique Number : 11046343 **Diagnosed** : 28 May 2024 - Sean Felton
Test Package : MOB 1

CHICAGO MACHINERY INC
 3142 EAST LINCOLN
 LYNWOOD, IL
 US 60411-7728
 Contact: Mike Korbelik
 mike@chicagomachineryinc.com
 T: (708)758-2060
 F:

To discuss this sample report, contact Customer Service at 1-800-237-1369.

* - Denotes test methods that are outside of the ISO 17025 scope of accreditation.

Statements of conformity to specifications are based on the simple acceptance decision rule (JCGM 106:2012)