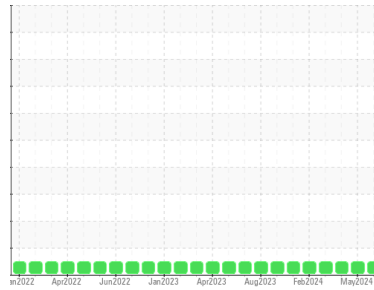




# OIL ANALYSIS REPORT

## Sample Rating Trend



**NORMAL**



Machine Id  
**811001**  
 Component  
**Diesel Engine**  
 Fluid  
**PETRO CANADA DURON SHP 15W40 (--- GAL)**

## DIAGNOSIS

### Recommendation

Resample at the next service interval to monitor.

### Wear

All component wear rates are normal.

### Contamination

There is no indication of any contamination in the oil.

### Fluid Condition

The BN result indicates that there is suitable alkalinity remaining in the oil. The condition of the oil is suitable for further service.

## SAMPLE INFORMATION

	method	limit/base	current	history1	history2
Sample Number	Client Info		<b>GFL0113660</b>	GFL0113651	GFL0113649
Sample Date	Client Info		<b>21 May 2024</b>	13 May 2024	03 May 2024
Machine Age	hrs	Client Info	<b>8841</b>	8784	59591
Oil Age	hrs	Client Info	<b>57</b>	385	9961
Oil Changed	Client Info		<b>Changed</b>	Changed	N/A
Sample Status			<b>NORMAL</b>	NORMAL	NORMAL

## CONTAMINATION

	method	limit/base	current	history1	history2
Fuel	WC Method	>3.0	<b>&lt;1.0</b>	<1.0	<1.0
Water	WC Method	>0.2	<b>NEG</b>	NEG	NEG
Glycol	WC Method		<b>NEG</b>	NEG	NEG

## WEAR METALS

	method	limit/base	current	history1	history2
Iron	ppm	ASTM D5185m >120	<b>5</b>	15	13
Chromium	ppm	ASTM D5185m >20	<b>&lt;1</b>	<1	<1
Nickel	ppm	ASTM D5185m >5	<b>&lt;1</b>	0	0
Titanium	ppm	ASTM D5185m >2	<b>&lt;1</b>	0	0
Silver	ppm	ASTM D5185m >2	<b>&lt;1</b>	0	0
Aluminum	ppm	ASTM D5185m >20	<b>2</b>	1	2
Lead	ppm	ASTM D5185m >40	<b>&lt;1</b>	0	1
Copper	ppm	ASTM D5185m >330	<b>&lt;1</b>	2	<1
Tin	ppm	ASTM D5185m >15	<b>1</b>	<1	<1
Vanadium	ppm	ASTM D5185m	<b>&lt;1</b>	0	0
Cadmium	ppm	ASTM D5185m	<b>&lt;1</b>	0	0

## ADDITIVES

	method	limit/base	current	history1	history2
Boron	ppm	ASTM D5185m 0	<b>5</b>	4	3
Barium	ppm	ASTM D5185m 0	<b>0</b>	0	0
Molybdenum	ppm	ASTM D5185m 60	<b>58</b>	61	57
Manganese	ppm	ASTM D5185m 0	<b>&lt;1</b>	<1	<1
Magnesium	ppm	ASTM D5185m 1010	<b>971</b>	872	919
Calcium	ppm	ASTM D5185m 1070	<b>1199</b>	1026	1046
Phosphorus	ppm	ASTM D5185m 1150	<b>1067</b>	981	980
Zinc	ppm	ASTM D5185m 1270	<b>1283</b>	1173	1217
Sulfur	ppm	ASTM D5185m 2060	<b>3662</b>	3117	3389

## CONTAMINANTS

	method	limit/base	current	history1	history2
Silicon	ppm	ASTM D5185m >25	<b>4</b>	4	4
Sodium	ppm	ASTM D5185m	<b>2</b>	5	3
Potassium	ppm	ASTM D5185m >20	<b>2</b>	0	2

## INFRA-RED

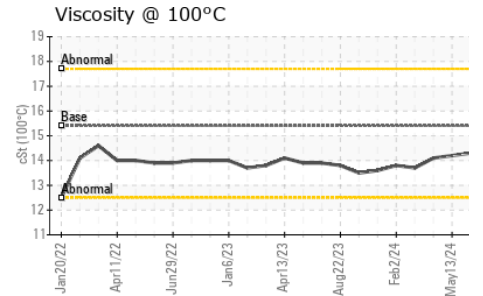
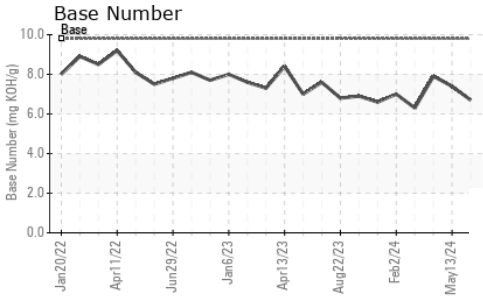
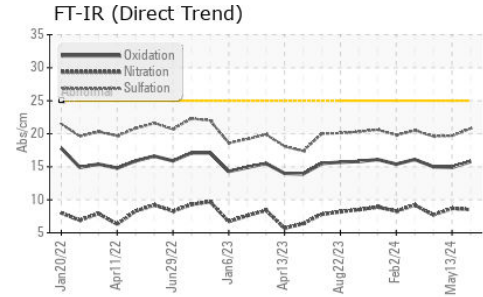
	method	limit/base	current	history1	history2
Soot %	%	*ASTM D7844 >4	<b>0.4</b>	0.8	0.7
Nitration	Abs/cm	*ASTM D7624 >20	<b>8.5</b>	8.7	7.7
Sulfation	Abs/.1mm	*ASTM D7415 >30	<b>20.8</b>	19.7	19.6

## FLUID DEGRADATION

	method	limit/base	current	history1	history2
Oxidation	Abs/.1mm	*ASTM D7414 >25	<b>15.8</b>	14.9	15.0
Base Number (BN)	mg KOH/g	ASTM D2896 9.8	<b>6.7</b>	7.4	7.9



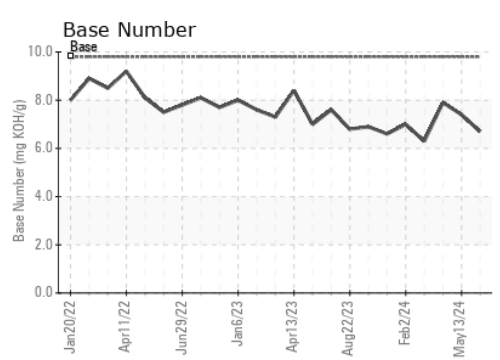
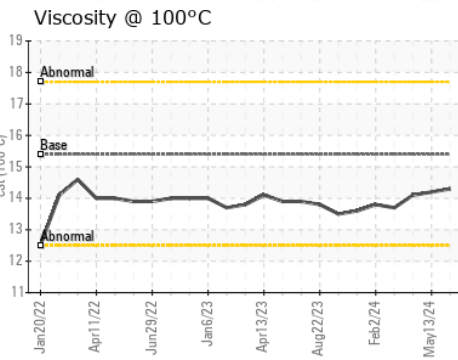
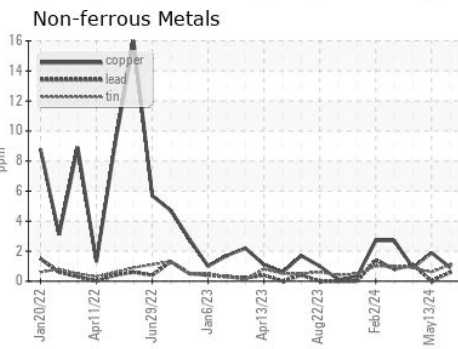
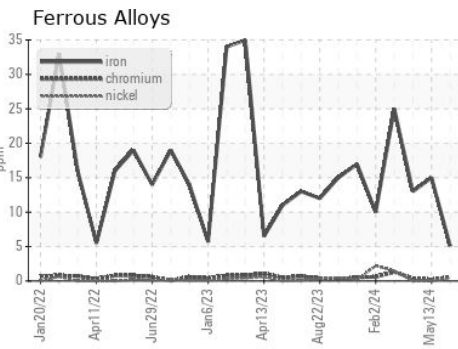
# OIL ANALYSIS REPORT



VISUAL	method	limit/base	current	history1	history2
White Metal	scalar	*Visual	NONE	NONE	NONE
Yellow Metal	scalar	*Visual	NONE	NONE	NONE
Precipitate	scalar	*Visual	NONE	NONE	NONE
Silt	scalar	*Visual	NONE	NONE	NONE
Debris	scalar	*Visual	NONE	NONE	NONE
Sand/Dirt	scalar	*Visual	NONE	NONE	NONE
Appearance	scalar	*Visual	NORML	NORML	NORML
Odor	scalar	*Visual	NORML	NORML	NORML
Emulsified Water	scalar	*Visual	>0.2	NEG	NEG
Free Water	scalar	*Visual		NEG	NEG

FLUID PROPERTIES	method	limit/base	current	history1	history2	
Visc @ 100°C	cSt	ASTM D445	15.4	<b>14.3</b>	14.2	14.1

## GRAPHS



**Laboratory** : WearCheck USA - 501 Madison Ave., Cary, NC 27513  
**Sample No.** : GFL0113660      **Received** : 23 May 2024  
**Lab Number** : **06189936**      **Tested** : 25 May 2024  
**Unique Number** : 11046688      **Diagnosed** : 29 May 2024 - Sean Felton  
**Test Package** : FLEET

**GFL Environmental - 654S - Midlothian**  
 12230 Deergrove Road  
 Midlothian, VA  
 US 23112  
 Contact: Corbin Umphlet  
 cumphlet@gflenv.com

To discuss this sample report, contact Customer Service at 1-800-237-1369.  
 \* - Denotes test methods that are outside of the ISO 17025 scope of accreditation.  
 Statements of conformity to specifications are based on the simple acceptance decision rule (JCGM 106:2012)