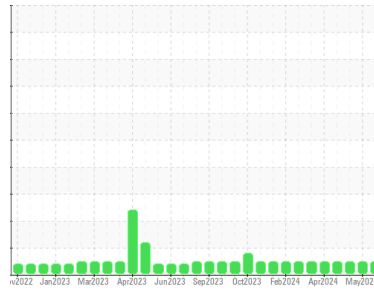




OIL ANALYSIS REPORT

Area
(62A0X13) ALEXANDER CITY
 Machine Id
723009-234528
 Component
Diesel Engine
 Fluid
CHEVRON DELO 400 MULTIGRADE 15W40 (--- LTR)

Sample Rating Trend



NORMAL



DIAGNOSIS

Recommendation

Resample at the next service interval to monitor.

Wear

All component wear rates are normal.

Contamination

There is no indication of any contamination in the oil.

Fluid Condition

The BN result indicates that there is suitable alkalinity remaining in the oil. The condition of the oil is acceptable for the time in service.

SAMPLE INFORMATION

| | method | limit/base | current | history1 | history2 |
|---------------|-------------|-------------|--------------------|-------------|-------------|
| Sample Number | Client Info | | GFL0079735 | GFL0079730 | GFL0091345 |
| Sample Date | Client Info | | 23 May 2024 | 09 May 2024 | 17 Apr 2024 |
| Machine Age | hrs | Client Info | 25716 | 25665 | 25519 |
| Oil Age | hrs | Client Info | 25716 | 25665 | 25519 |
| Oil Changed | Client Info | | Not Chngd | N/A | N/A |
| Sample Status | | | NORMAL | NORMAL | NORMAL |

CONTAMINATION

| | method | limit/base | current | history1 | history2 |
|--------|-----------|------------|----------------|----------|----------|
| Fuel | WC Method | >3.0 | <1.0 | <1.0 | <1.0 |
| Water | WC Method | >0.2 | NEG | NEG | NEG |
| Glycol | WC Method | | NEG | NEG | NEG |

WEAR METALS

| | method | limit/base | current | history1 | history2 |
|----------|--------|------------------|--------------|----------|----------|
| Iron | ppm | ASTM D5185m >120 | 5 | 9 | 2 |
| Chromium | ppm | ASTM D5185m >20 | <1 | <1 | 0 |
| Nickel | ppm | ASTM D5185m >5 | <1 | 1 | 0 |
| Titanium | ppm | ASTM D5185m >2 | <1 | <1 | <1 |
| Silver | ppm | ASTM D5185m >2 | 1 | 0 | 0 |
| Aluminum | ppm | ASTM D5185m >20 | 3 | 4 | 2 |
| Lead | ppm | ASTM D5185m >40 | <1 | <1 | 0 |
| Copper | ppm | ASTM D5185m >330 | 2 | 4 | <1 |
| Tin | ppm | ASTM D5185m >15 | <1 | <1 | 0 |
| Vanadium | ppm | ASTM D5185m | <1 | <1 | <1 |
| Cadmium | ppm | ASTM D5185m | <1 | <1 | 0 |

ADDITIVES

| | method | limit/base | current | history1 | history2 |
|------------|--------|------------------|--------------|----------|----------|
| Boron | ppm | ASTM D5185m 151 | 19 | 12 | 19 |
| Barium | ppm | ASTM D5185m 0.4 | 1 | 0 | 0 |
| Molybdenum | ppm | ASTM D5185m 250 | 62 | 57 | 55 |
| Manganese | ppm | ASTM D5185m | <1 | 0 | 0 |
| Magnesium | ppm | ASTM D5185m 0 | 884 | 794 | 795 |
| Calcium | ppm | ASTM D5185m 2046 | 1067 | 990 | 964 |
| Phosphorus | ppm | ASTM D5185m 1043 | 1040 | 918 | 844 |
| Zinc | ppm | ASTM D5185m 943 | 1169 | 1106 | 1009 |
| Sulfur | ppm | ASTM D5185m 5012 | 3267 | 2930 | 3116 |

CONTAMINANTS

| | method | limit/base | current | history1 | history2 |
|-----------|--------|-----------------|----------|----------|----------|
| Silicon | ppm | ASTM D5185m >25 | 4 | 5 | 3 |
| Sodium | ppm | ASTM D5185m | 2 | 4 | 2 |
| Potassium | ppm | ASTM D5185m >20 | 2 | 3 | 0 |

INFRA-RED

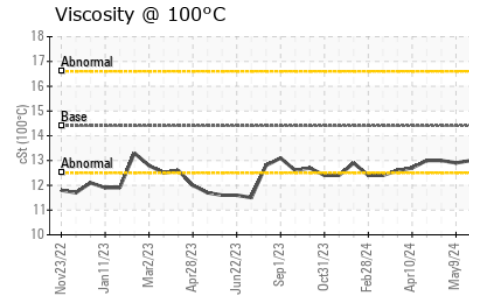
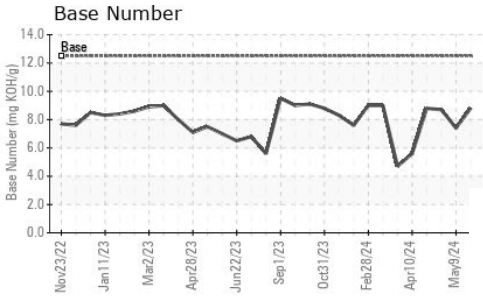
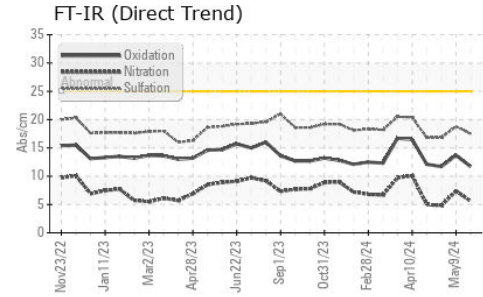
| | method | limit/base | current | history1 | history2 |
|-----------|----------|-----------------|-------------|----------|----------|
| Soot % | % | *ASTM D7844 >4 | 0.8 | 0.6 | 0.4 |
| Nitration | Abs/cm | *ASTM D7624 >20 | 5.6 | 7.4 | 4.8 |
| Sulfation | Abs/.1mm | *ASTM D7415 >30 | 17.5 | 18.8 | 16.8 |

FLUID DEGRADATION

| | method | limit/base | current | history1 | history2 |
|------------------|----------|-----------------|-------------|----------|----------|
| Oxidation | Abs/.1mm | *ASTM D7414 >25 | 11.7 | 13.7 | 11.7 |
| Base Number (BN) | mg KOH/g | ASTM D2896 12.5 | 8.8 | 7.4 | 8.7 |



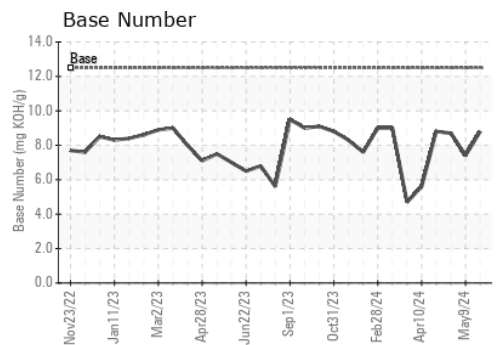
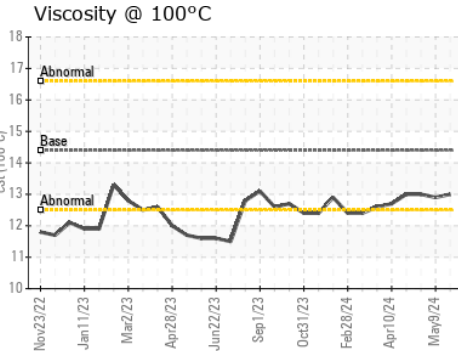
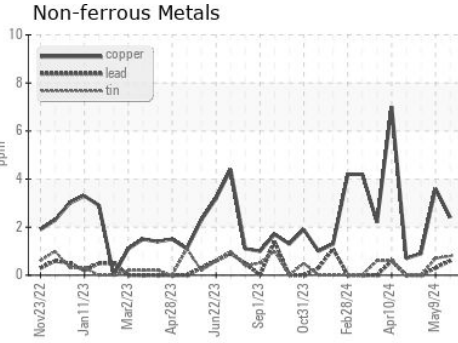
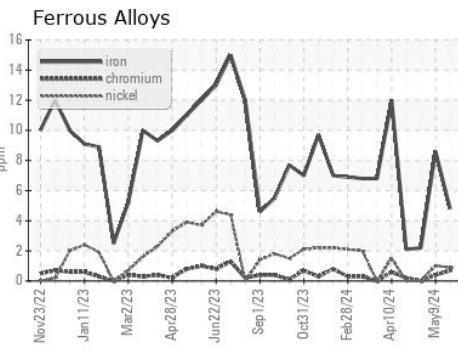
OIL ANALYSIS REPORT



| VISUAL | method | limit/base | current | history1 | history2 |
|------------------|--------|------------|---------|----------|----------|
| White Metal | scalar | *Visual | NONE | NONE | NONE |
| Yellow Metal | scalar | *Visual | NONE | NONE | NONE |
| Precipitate | scalar | *Visual | NONE | NONE | NONE |
| Silt | scalar | *Visual | NONE | NONE | NONE |
| Debris | scalar | *Visual | NONE | NONE | NONE |
| Sand/Dirt | scalar | *Visual | NONE | NONE | NONE |
| Appearance | scalar | *Visual | NORML | NORML | NORML |
| Odor | scalar | *Visual | NORML | NORML | NORML |
| Emulsified Water | scalar | *Visual | >0.2 | NEG | NEG |
| Free Water | scalar | *Visual | | NEG | NEG |

| FLUID PROPERTIES | method | limit/base | current | history1 | history2 |
|------------------|--------|------------|---------|----------|----------|
| Visc @ 100°C | cSt | ASTM D445 | 14.4 | 13.0 | 12.9 |

GRAPHS



Laboratory : WearCheck USA - 501 Madison Ave., Cary, NC 27513
Sample No. : GFL0079735 **Received** : 28 May 2024
Lab Number : 06192064 **Tested** : 29 May 2024
Unique Number : 11048816 **Diagnosed** : 30 May 2024 - Sean Felton
Test Package : FLEET

GFL Environmental - 172 - Montgomery-Alexander City-Tallahassee
 Multiple Sites
 Montgomery, AL
 US 36108
 Contact: BRANDON HURST
 brandonhurst@gflenv.com

To discuss this sample report, contact Customer Service at 1-800-237-1369.
 * - Denotes test methods that are outside of the ISO 17025 scope of accreditation.
 Statements of conformity to specifications are based on the simple acceptance decision rule (JCGM 106:2012)