

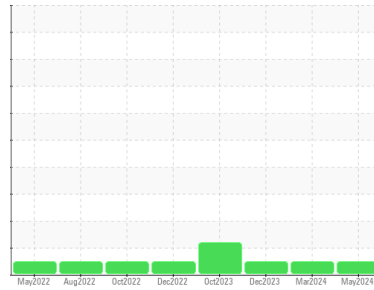


OIL ANALYSIS REPORT



Machine Id
1100M
 Component
Diesel Engine
 Fluid
PETRO CANADA DURON SHP 15W40 (9 GAL)

Sample Rating Trend



NORMAL



DIAGNOSIS

Recommendation

Resample at the next service interval to monitor.

Wear

All component wear rates are normal.

Contamination

There is no indication of any contamination in the oil.

Fluid Condition

The BN result indicates that there is suitable alkalinity remaining in the oil. The condition of the oil is suitable for further service.

SAMPLE INFORMATION

	method	limit/base	current	history1	history2
Sample Number	Client Info		GFL0115200	GFL0115173	GFL0097747
Sample Date	Client Info		23 May 2024	28 Mar 2024	04 Dec 2023
Machine Age	hrs	Client Info	18728	18364	17535
Oil Age	hrs	Client Info	364	228	640
Oil Changed	Client Info		Changed	Not Changd	Changed
Sample Status			NORMAL	NORMAL	NORMAL

CONTAMINATION

	method	limit/base	current	history1	history2
Fuel	WC Method	>3.0	<1.0	<1.0	<1.0
Water	WC Method	>0.2	NEG	NEG	NEG
Glycol	WC Method		NEG	NEG	NEG

WEAR METALS

	method	limit/base	current	history1	history2
Iron	ppm	ASTM D5185m >200	24	17	30
Chromium	ppm	ASTM D5185m >20	2	1	2
Nickel	ppm	ASTM D5185m >2	0	0	0
Titanium	ppm	ASTM D5185m >2	0	0	0
Silver	ppm	ASTM D5185m >2	0	0	0
Aluminum	ppm	ASTM D5185m >30	13	7	13
Lead	ppm	ASTM D5185m >30	0	0	0
Copper	ppm	ASTM D5185m >30	4	4	7
Tin	ppm	ASTM D5185m >15	<1	0	0
Vanadium	ppm	ASTM D5185m	0	<1	0
Cadmium	ppm	ASTM D5185m	0	0	0

ADDITIVES

	method	limit/base	current	history1	history2
Boron	ppm	ASTM D5185m 0	2	1	2
Barium	ppm	ASTM D5185m 0	0	0	0
Molybdenum	ppm	ASTM D5185m 60	60	60	59
Manganese	ppm	ASTM D5185m 0	<1	<1	<1
Magnesium	ppm	ASTM D5185m 1010	927	915	934
Calcium	ppm	ASTM D5185m 1070	1101	1147	1115
Phosphorus	ppm	ASTM D5185m 1150	1031	984	944
Zinc	ppm	ASTM D5185m 1270	1270	1240	1237
Sulfur	ppm	ASTM D5185m 2060	3029	3188	2436

CONTAMINANTS

	method	limit/base	current	history1	history2
Silicon	ppm	ASTM D5185m >30	6	4	7
Sodium	ppm	ASTM D5185m	3	2	5
Potassium	ppm	ASTM D5185m >20	12	4	14

INFRA-RED

	method	limit/base	current	history1	history2
Soot %	%	*ASTM D7844 >3	1	0.8	1.3
Nitration	Abs/cm	*ASTM D7624 >20	8.5	8.3	9.0
Sulfation	Abs/.1mm	*ASTM D7415 >30	21.3	20.0	22.1

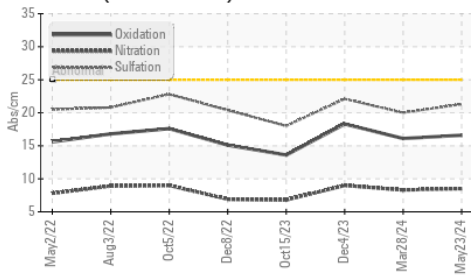
FLUID DEGRADATION

	method	limit/base	current	history1	history2
Oxidation	Abs/.1mm	*ASTM D7414 >25	16.6	16.1	18.3
Base Number (BN)	mg KOH/g	ASTM D2896 9.8	6.9	7.3	6.0

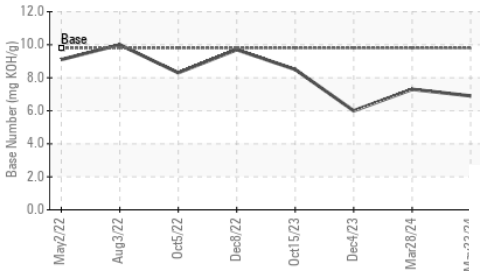


OIL ANALYSIS REPORT

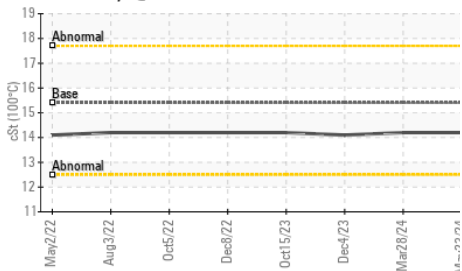
FT-IR (Direct Trend)



Base Number



Viscosity @ 100°C

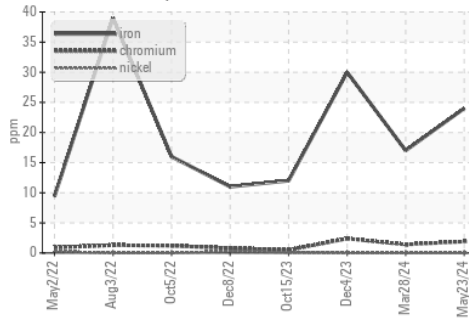


PARAMETER	method	limit/base	current	history1	history2
White Metal	scalar	*Visual	NONE	NONE	NONE
Yellow Metal	scalar	*Visual	NONE	NONE	NONE
Precipitate	scalar	*Visual	NONE	NONE	NONE
Silt	scalar	*Visual	NONE	NONE	NONE
Debris	scalar	*Visual	NONE	NONE	NONE
Sand/Dirt	scalar	*Visual	NONE	NONE	NONE
Appearance	scalar	*Visual	NORML	NORML	NORML
Odor	scalar	*Visual	NORML	NORML	NORML
Emulsified Water	scalar	*Visual	>0.2	NEG	NEG
Free Water	scalar	*Visual		NEG	NEG

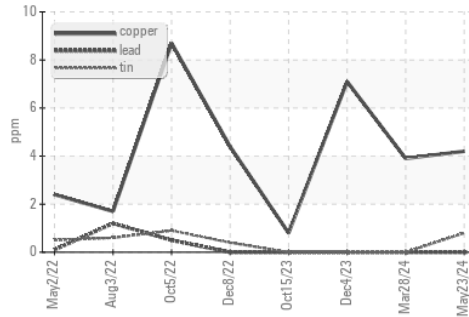
FLUID PROPERTIES	method	limit/base	current	history1	history2
Visc @ 100°C	cSt	ASTM D445	15.4	14.2	14.1

GRAPHS

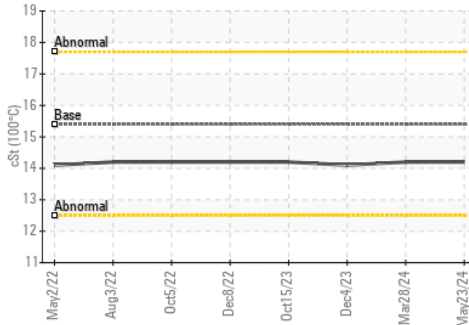
Ferrous Alloys



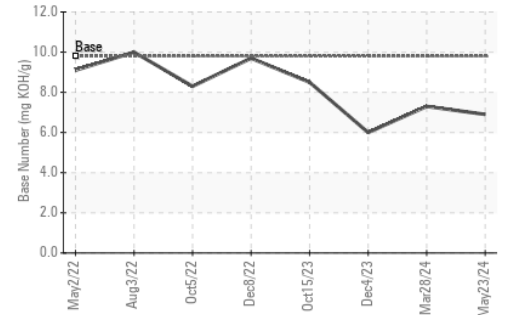
Non-ferrous Metals



Viscosity @ 100°C



Base Number



Certificate L2367

Laboratory : WearCheck USA - 501 Madison Ave., Cary, NC 27513
 Sample No. : GFL0115200
 Lab Number : 06193404
 Unique Number : 11050156
 Test Package : FLEET

Received : 28 May 2024

Tested : 30 May 2024

Diagnosed : 30 May 2024 - Wes Davis

GFL Environmental - 405 - Arbor Hills

7811 Chubb Rd

NORTHVILLE, MI

US 48168

Contact: John Nahal

jnahal@gflenv.com

T:

F:

To discuss this sample report, contact Customer Service at 1-800-237-1369.

* - Denotes test methods that are outside of the ISO 17025 scope of accreditation.

Statements of conformity to specifications are based on the simple acceptance decision rule (JCGM 106:2012)