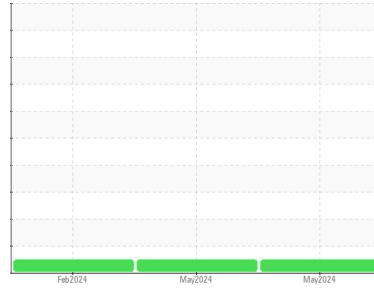




OIL ANALYSIS REPORT

Sample Rating Trend

NORMAL



Machine Id
Rear load single stream
 Component
1 Diesel Engine
 Fluid
MOBIL 15W40 (6 GAL)

DIAGNOSIS

Recommendation

Resample at the next service interval to monitor.

Wear

All component wear rates are normal.

Contamination

There is no indication of any contamination in the oil.

Fluid Condition

The BN result indicates that there is suitable alkalinity remaining in the oil. The condition of the oil is suitable for further service.

SAMPLE INFORMATION

	method	limit/base	current	history1	history2
Sample Number	Client Info		GFL0120439	GFL0120455	GFL0108616
Sample Date	Client Info		13 May 2024	08 May 2024	22 Feb 2024
Machine Age	hrs	Client Info	18103	17650	17650
Oil Age	hrs	Client Info	500	17650	500
Oil Changed	Client Info		Changed	Not Changd	Changed
Sample Status			NORMAL	NORMAL	NORMAL

CONTAMINATION

	method	limit/base	current	history1	history2
Fuel	WC Method	>3.0	<1.0	<1.0	<1.0
Water	WC Method	>0.2	NEG	NEG	NEG
Glycol	WC Method		NEG	NEG	NEG

WEAR METALS

	method	limit/base	current	history1	history2
Iron	ppm	ASTM D5185m >90	21	17	2
Chromium	ppm	ASTM D5185m >20	1	1	0
Nickel	ppm	ASTM D5185m >2	<1	0	0
Titanium	ppm	ASTM D5185m >2	<1	<1	0
Silver	ppm	ASTM D5185m >2	<1	<1	0
Aluminum	ppm	ASTM D5185m >20	2	2	<1
Lead	ppm	ASTM D5185m >40	<1	<1	0
Copper	ppm	ASTM D5185m >330	2	2	0
Tin	ppm	ASTM D5185m >15	<1	1	0
Vanadium	ppm	ASTM D5185m	0	<1	0
Cadmium	ppm	ASTM D5185m	0	<1	0

ADDITIVES

	method	limit/base	current	history1	history2
Boron	ppm	ASTM D5185m	13	10	58
Barium	ppm	ASTM D5185m	<1	0	1
Molybdenum	ppm	ASTM D5185m	65	62	57
Manganese	ppm	ASTM D5185m	<1	<1	0
Magnesium	ppm	ASTM D5185m	995	1034	1059
Calcium	ppm	ASTM D5185m	1137	1188	807
Phosphorus	ppm	ASTM D5185m	1181	1122	1071
Zinc	ppm	ASTM D5185m	1308	1376	1188
Sulfur	ppm	ASTM D5185m	3525	3950	3058

CONTAMINANTS

	method	limit/base	current	history1	history2
Silicon	ppm	ASTM D5185m >25	6	5	3
Sodium	ppm	ASTM D5185m >118	4	3	<1
Potassium	ppm	ASTM D5185m >20	2	2	0

INFRA-RED

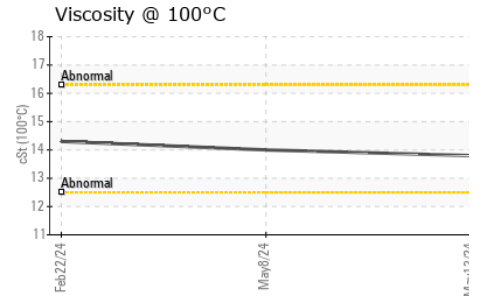
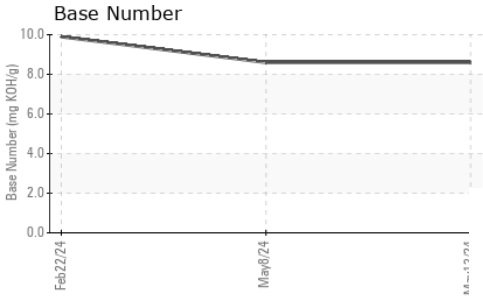
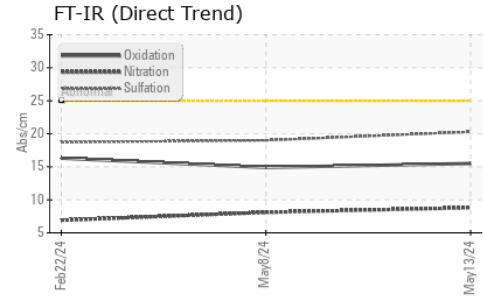
	method	limit/base	current	history1	history2
Soot %	%	*ASTM D7844 >6	1	0.6	0.1
Nitration	Abs/cm	*ASTM D7624 >20	8.8	8.1	6.9
Sulfation	Abs/.1mm	*ASTM D7415 >30	20.3	19.0	18.7

FLUID DEGRADATION

	method	limit/base	current	history1	history2
Oxidation	Abs/.1mm	*ASTM D7414 >25	15.5	14.9	16.3
Base Number (BN)	mg KOH/g	ASTM D2896	8.6	8.6	9.9



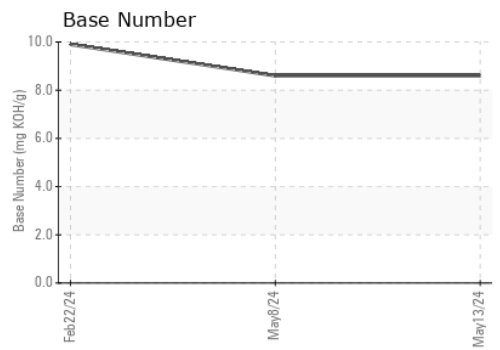
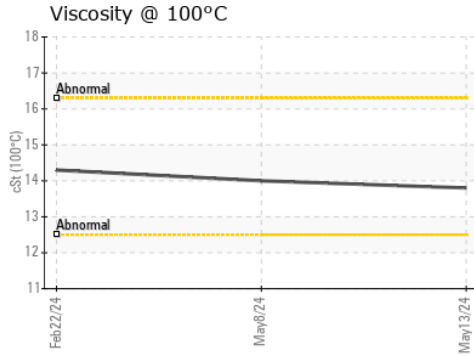
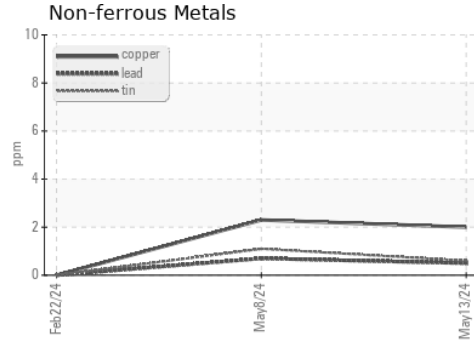
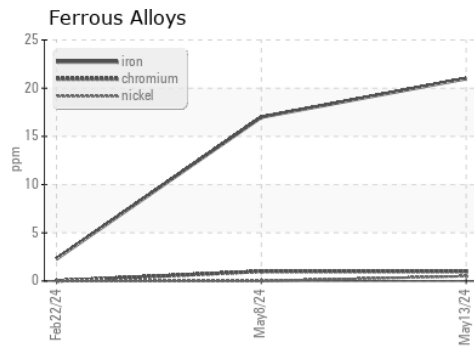
OIL ANALYSIS REPORT



VISUAL	method	limit/base	current	history1	history2
White Metal	scalar	*Visual	NONE	NONE	NONE
Yellow Metal	scalar	*Visual	NONE	NONE	NONE
Precipitate	scalar	*Visual	NONE	NONE	NONE
Silt	scalar	*Visual	NONE	NONE	NONE
Debris	scalar	*Visual	NONE	NONE	NONE
Sand/Dirt	scalar	*Visual	NONE	NONE	NONE
Appearance	scalar	*Visual	NORML	NORML	NORML
Odor	scalar	*Visual	NORML	NORML	NORML
Emulsified Water	scalar	*Visual	>0.2	NEG	NEG
Free Water	scalar	*Visual		NEG	NEG

FLUID PROPERTIES	method	limit/base	current	history1	history2
Visc @ 100°C	cSt	ASTM D445	13.8	14.0	14.3

GRAPHS



Laboratory : WearCheck USA - 501 Madison Ave., Cary, NC 27513
Sample No. : GFL0120439 **Received** : 31 May 2024
Lab Number : 06196348 **Tested** : 03 Jun 2024
Unique Number : 11058471 **Diagnosed** : 03 Jun 2024 - Don Baldrige
Test Package : FLEET

GFL Environmental - 904B - Menomonie
 1706 MIDWAY RD
 MENOMONIE, WI
 US 54751
 Contact: ANDY KANE

To discuss this sample report, contact Customer Service at 1-800-237-1369.

* - Denotes test methods that are outside of the ISO 17025 scope of accreditation.

Statements of conformity to specifications are based on the simple acceptance decision rule (JCGM 106:2012)

T: (715)202-3420
F: