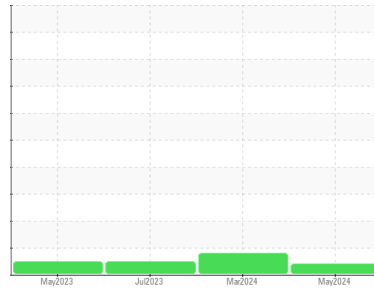




OIL ANALYSIS REPORT

Sample Rating Trend



VISCOSITY



Machine Id
420092
 Component
1 Differential
 Fluid
GEAR OIL SAE 80W90 (--- GAL)

DIAGNOSIS

Recommendation

The oil change at the time of sampling has been noted. Resample at the next service interval to monitor. (Customer Sample Comment: 1st Axle / Pusher)

Wear

All component wear rates are normal.

Contamination

There is no indication of any contamination in the oil.

Fluid Condition

The oil viscosity is lower than normal. Confirm oil type. The condition of the oil is acceptable for the time in service.

SAMPLE INFORMATION

method	limit/base	current	history1	history2	
Sample Number	Client Info	GFL0123606	GFL0112094	GFL0085411	
Sample Date	Client Info	29 May 2024	18 Mar 2024	07 Jul 2023	
Machine Age	mls	Client Info	151032	150271	116311
Oil Age	mls	Client Info	151032	150271	116311
Oil Changed	Client Info	Changed	Changed	Changed	
Sample Status		ATTENTION	ABNORMAL	NORMAL	

CONTAMINATION

method	limit/base	current	history1	history2	
Water	WC Method	>.2	NEG	NEG	NEG

WEAR METALS

method	limit/base	current	history1	history2		
Iron	ppm	ASTM D5185m	>1200	107	373	101
Chromium	ppm	ASTM D5185m	>8	<1	<1	<1
Nickel	ppm	ASTM D5185m	>20	3	9	7
Titanium	ppm	ASTM D5185m	>4	0	0	0
Silver	ppm	ASTM D5185m		0	0	0
Aluminum	ppm	ASTM D5185m	>30	5	▲ 37	2
Lead	ppm	ASTM D5185m	>25	0	0	0
Copper	ppm	ASTM D5185m	>50	<1	<1	<1
Tin	ppm	ASTM D5185m	>5	0	0	0
Vanadium	ppm	ASTM D5185m		0	0	0
Cadmium	ppm	ASTM D5185m		0	0	0

ADDITIVES

method	limit/base	current	history1	history2		
Boron	ppm	ASTM D5185m	400	18	27	147
Barium	ppm	ASTM D5185m	200	0	<1	0
Molybdenum	ppm	ASTM D5185m	12	4	<1	0
Manganese	ppm	ASTM D5185m		2	3	2
Magnesium	ppm	ASTM D5185m	12	0	2	0
Calcium	ppm	ASTM D5185m	150	106	123	20
Phosphorus	ppm	ASTM D5185m	1650	532	512	964
Zinc	ppm	ASTM D5185m	125	88	258	8
Sulfur	ppm	ASTM D5185m	22500	12338	10563	21942

CONTAMINANTS

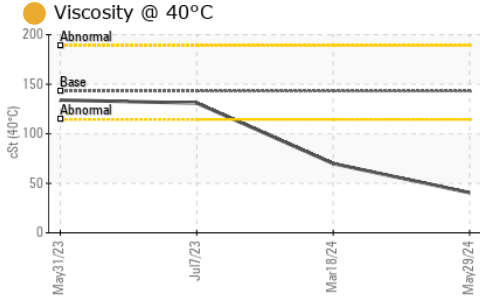
method	limit/base	current	history1	history2		
Silicon	ppm	ASTM D5185m	>230	69	81	95
Sodium	ppm	ASTM D5185m	>170	3	2	4
Potassium	ppm	ASTM D5185m	>20	0	<1	0

VISUAL

method	limit/base	current	history1	history2		
White Metal	scalar	*Visual	NONE	NONE	NONE	NONE
Yellow Metal	scalar	*Visual	NONE	NONE	NONE	NONE
Precipitate	scalar	*Visual	NONE	NONE	NONE	NONE
Silt	scalar	*Visual	NONE	NONE	NONE	NONE
Debris	scalar	*Visual	NONE	NONE	NONE	NONE
Sand/Dirt	scalar	*Visual	NONE	NONE	NONE	NONE
Appearance	scalar	*Visual	NORML	NORML	NORML	NORML
Odor	scalar	*Visual	NORML	NORML	NORML	NORML
Emulsified Water	scalar	*Visual	>.2	NEG	NEG	NEG
Free Water	scalar	*Visual		NEG	NEG	NEG



OIL ANALYSIS REPORT



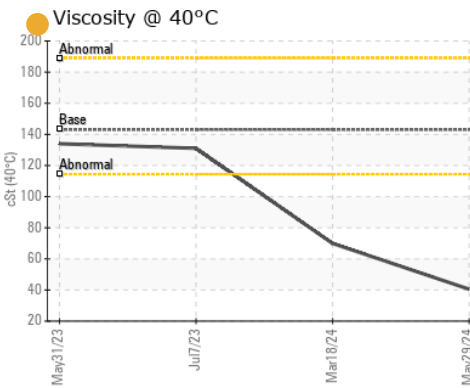
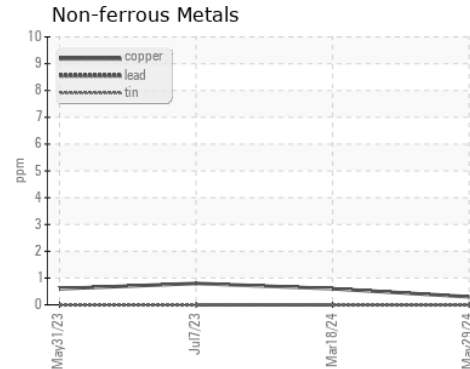
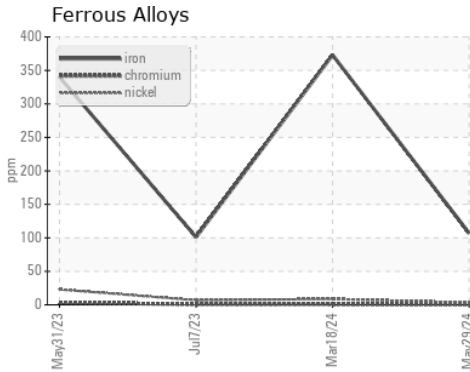
FLUID PROPERTIES

method	limit/base	current	history1	history2
Visc @ 40°C	cSt ASTM D445	143 ● 40.5	69.9	131

SAMPLE IMAGES

method	limit/base	current	history1	history2
Color				
Bottom				

GRAPHS



Certificate L2367

Laboratory : WearCheck USA - 501 Madison Ave., Cary, NC 27513
Sample No. : GFL0123606
Lab Number : 06198060
Unique Number : 11060183
Test Package : FLEET

Received : 03 Jun 2024
Tested : 04 Jun 2024
Diagnosed : 05 Jun 2024 - Don Baldrige

GFL Environmental - 983 - Sugar Land Hauling
 16011 West Belfort Street
 Sugar Land, TX
 US 77498
 Contact: TECHNICIAN ACCOUNT
 wcgfldemo@gmail.com

To discuss this sample report, contact Customer Service at 1-800-237-1369.

* - Denotes test methods that are outside of the ISO 17025 scope of accreditation.

Statements of conformity to specifications are based on the simple acceptance decision rule (JCGM 106:2012)

T:
F: