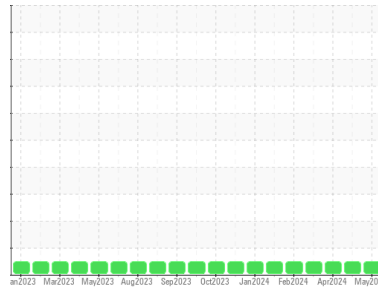




OIL ANALYSIS REPORT

Sample Rating Trend



NORMAL



Machine Id

911031

Component

Diesel Engine

Fluid

PETRO CANADA DURON SHP 15W40 (--- GAL)

DIAGNOSIS

Recommendation

Resample at the next service interval to monitor.

Wear

All component wear rates are normal.

Contamination

There is no indication of any contamination in the oil.

Fluid Condition

The BN result indicates that there is suitable alkalinity remaining in the oil. The condition of the oil is suitable for further service.

SAMPLE INFORMATION

	method	limit/base	current	history1	history2
Sample Number	Client Info		GFL0123152	GFL0104802	GFL0104978
Sample Date	Client Info		17 May 2024	07 May 2024	12 Apr 2024
Machine Age	hrs	Client Info	8241	8104	7968
Oil Age	hrs	Client Info	7808	7944	160
Oil Changed	Client Info		N/A	N/A	N/A
Sample Status			NORMAL	NORMAL	NORMAL

CONTAMINATION

	method	limit/base	current	history1	history2
Fuel	WC Method	>5	<1.0	<1.0	<1.0
Water	WC Method	>0.2	NEG	NEG	NEG
Glycol	WC Method		NEG	NEG	NEG

WEAR METALS

	method	limit/base	current	history1	history2
Iron	ppm	ASTM D5185m >80	7	4	4
Chromium	ppm	ASTM D5185m >5	0	0	0
Nickel	ppm	ASTM D5185m >2	0	0	0
Titanium	ppm	ASTM D5185m	0	0	0
Silver	ppm	ASTM D5185m >3	0	0	0
Aluminum	ppm	ASTM D5185m >30	0	<1	<1
Lead	ppm	ASTM D5185m >30	0	0	<1
Copper	ppm	ASTM D5185m >150	<1	0	0
Tin	ppm	ASTM D5185m >5	0	0	<1
Vanadium	ppm	ASTM D5185m	0	0	<1
Cadmium	ppm	ASTM D5185m	0	0	0

ADDITIVES

	method	limit/base	current	history1	history2
Boron	ppm	ASTM D5185m 0	0	0	0
Barium	ppm	ASTM D5185m 0	0	0	0
Molybdenum	ppm	ASTM D5185m 60	53	53	57
Manganese	ppm	ASTM D5185m 0	<1	<1	0
Magnesium	ppm	ASTM D5185m 1010	879	863	940
Calcium	ppm	ASTM D5185m 1070	1007	952	1065
Phosphorus	ppm	ASTM D5185m 1150	967	936	1019
Zinc	ppm	ASTM D5185m 1270	1150	1139	1182
Sulfur	ppm	ASTM D5185m 2060	3185	3208	3533

CONTAMINANTS

	method	limit/base	current	history1	history2
Silicon	ppm	ASTM D5185m >20	0	2	2
Sodium	ppm	ASTM D5185m	4	3	2
Potassium	ppm	ASTM D5185m >20	<1	0	0

INFRA-RED

	method	limit/base	current	history1	history2
Soot %	%	*ASTM D7844 >3	0.8	0.6	0.3
Nitration	Abs/cm	*ASTM D7624 >20	7.5	6.6	5.5
Sulfation	Abs/.1mm	*ASTM D7415 >30	19.8	19.1	18.0

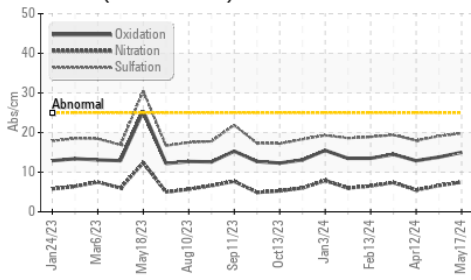
FLUID DEGRADATION

	method	limit/base	current	history1	history2
Oxidation	Abs/.1mm	*ASTM D7414 >25	15.0	13.8	12.9
Base Number (BN)	mg KOH/g	ASTM D2896 9.8	7.9	8.3	8.4

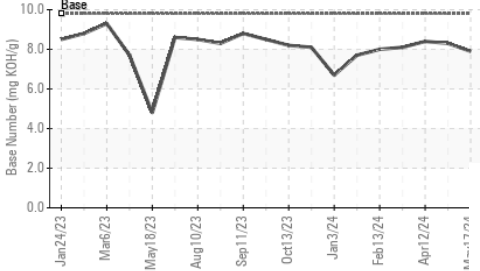


OIL ANALYSIS REPORT

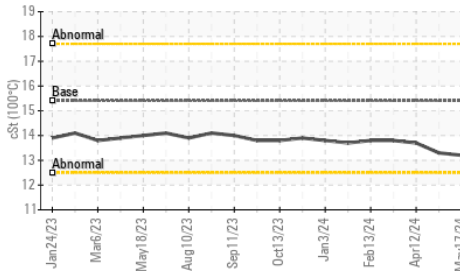
FT-IR (Direct Trend)



Base Number



Viscosity @ 100°C

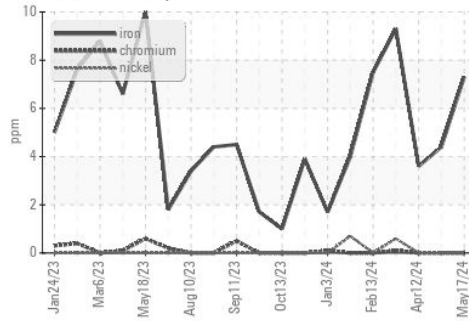


VISUAL	method	limit/base	current	history1	history2
White Metal	scalar	*Visual	NONE	NONE	NONE
Yellow Metal	scalar	*Visual	NONE	NONE	NONE
Precipitate	scalar	*Visual	NONE	NONE	NONE
Silt	scalar	*Visual	NONE	NONE	NONE
Debris	scalar	*Visual	NONE	NONE	NONE
Sand/Dirt	scalar	*Visual	NONE	NONE	NONE
Appearance	scalar	*Visual	NORML	NORML	NORML
Odor	scalar	*Visual	NORML	NORML	NORML
Emulsified Water	scalar	*Visual	>0.2	NEG	NEG
Free Water	scalar	*Visual		NEG	NEG

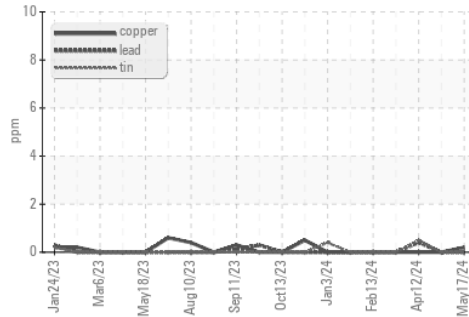
FLUID PROPERTIES	method	limit/base	current	history1	history2
Visc @ 100°C	cSt	ASTM D445	15.4	13.2	13.3

GRAPHS

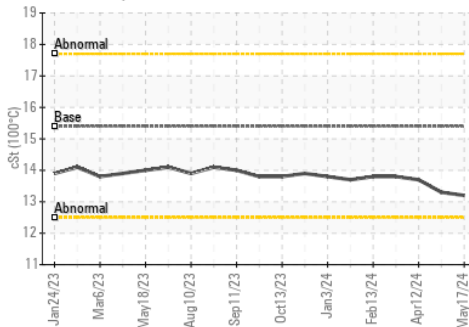
Ferrous Alloys



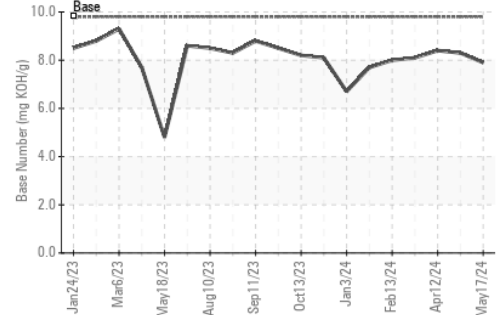
Non-ferrous Metals



Viscosity @ 100°C



Base Number



Certificate L2367

Laboratory : WearCheck USA - 501 Madison Ave., Cary, NC 27513
 Sample No. : GFL0123152
 Lab Number : 06198820
 Unique Number : 11060943
 Test Package : FLEET

Received : 04 Jun 2024
 Tested : 05 Jun 2024
 Diagnosed : 05 Jun 2024 - Wes Davis

GFL Environmental - 820 - Joplin Hauling
 3700 West 7th Street
 Joplin, MO
 US 64801

Contact: James Jarrett
 jjarrett@gflenv.com
 T: (417)310-2802

To discuss this sample report, contact Customer Service at 1-800-237-1369.

* - Denotes test methods that are outside of the ISO 17025 scope of accreditation.

Statements of conformity to specifications are based on the simple acceptance decision rule (JCGM 106:2012)