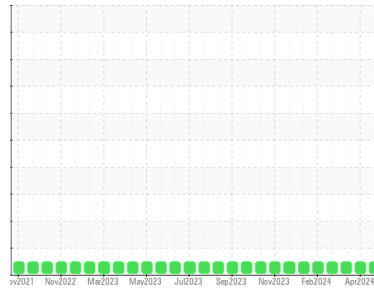




OIL ANALYSIS REPORT

Sample Rating Trend



NORMAL



Machine Id

411022

Component

Diesel Engine

Fluid

PETRO CANADA DURON SHP 15W40 (--- GAL)

DIAGNOSIS

Recommendation

Resample at the next service interval to monitor.

Wear

All component wear rates are normal.

Contamination

There is no indication of any contamination in the oil.

Fluid Condition

The BN result indicates that there is suitable alkalinity remaining in the oil. The condition of the oil is suitable for further service.

SAMPLE INFORMATION

method	limit/base	current	history1	history2	
Sample Number	Client Info	GFL0123038	GFL0119409	GFL0110902	
Sample Date	Client Info	22 May 2024	22 Apr 2024	28 Mar 2024	
Machine Age	hrs	Client Info	7934	7770	7587
Oil Age	hrs	Client Info	1	7933	0
Oil Changed	Client Info	Changed	Changed	Changed	
Sample Status		NORMAL	NORMAL	NORMAL	

CONTAMINATION

method	limit/base	current	history1	history2
Fuel	WC Method >5	<1.0	<1.0	<1.0
Water	WC Method >0.2	NEG	NEG	NEG
Glycol	WC Method	NEG	NEG	NEG

WEAR METALS

method	limit/base	current	history1	history2
Iron	ppm ASTM D5185m >100	14	15	7
Chromium	ppm ASTM D5185m >20	<1	<1	0
Nickel	ppm ASTM D5185m >4	0	0	0
Titanium	ppm ASTM D5185m	0	0	0
Silver	ppm ASTM D5185m >3	0	0	0
Aluminum	ppm ASTM D5185m >20	4	5	1
Lead	ppm ASTM D5185m >40	0	0	0
Copper	ppm ASTM D5185m >330	<1	<1	0
Tin	ppm ASTM D5185m >15	0	<1	0
Vanadium	ppm ASTM D5185m	0	0	0
Cadmium	ppm ASTM D5185m	0	0	0

ADDITIVES

method	limit/base	current	history1	history2
Boron	ppm ASTM D5185m 0	<1	13	10
Barium	ppm ASTM D5185m 0	0	0	0
Molybdenum	ppm ASTM D5185m 60	62	67	59
Manganese	ppm ASTM D5185m 0	<1	<1	0
Magnesium	ppm ASTM D5185m 1010	934	1008	943
Calcium	ppm ASTM D5185m 1070	1117	1134	1118
Phosphorus	ppm ASTM D5185m 1150	1016	1091	1024
Zinc	ppm ASTM D5185m 1270	1226	1321	1213
Sulfur	ppm ASTM D5185m 2060	3390	3705	3588

CONTAMINANTS

method	limit/base	current	history1	history2
Silicon	ppm ASTM D5185m >25	0	4	2
Sodium	ppm ASTM D5185m	4	4	2
Potassium	ppm ASTM D5185m >20	9	8	2

INFRA-RED

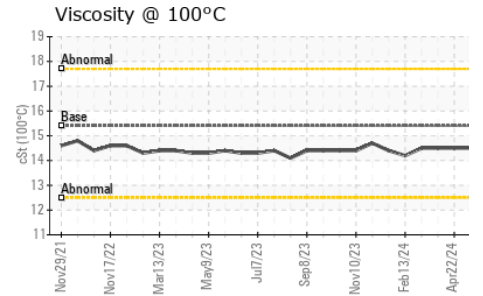
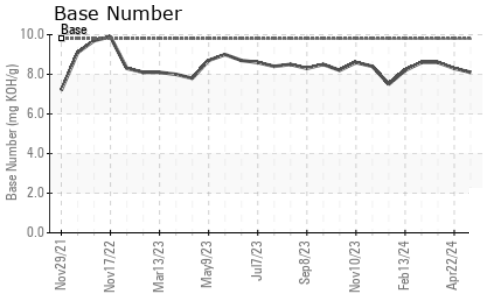
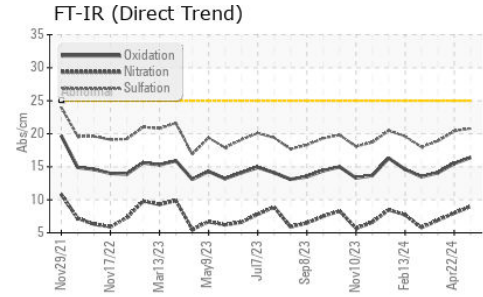
method	limit/base	current	history1	history2
Soot %	% *ASTM D7844 >3	1	0.8	0.6
Nitration	Abs/cm *ASTM D7624 >20	9.0	8.0	6.9
Sulfation	Abs/.1mm *ASTM D7415 >30	20.8	20.4	18.9

FLUID DEGRADATION

method	limit/base	current	history1	history2
Oxidation	Abs/.1mm *ASTM D7414 >25	16.4	15.5	14.1
Base Number (BN)	mg KOH/g ASTM D2896 9.8	8.1	8.3	8.6



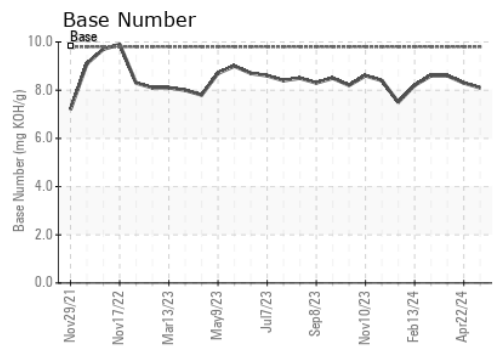
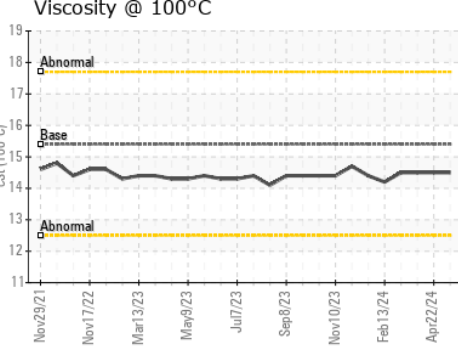
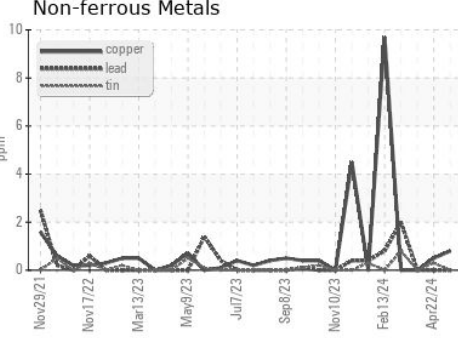
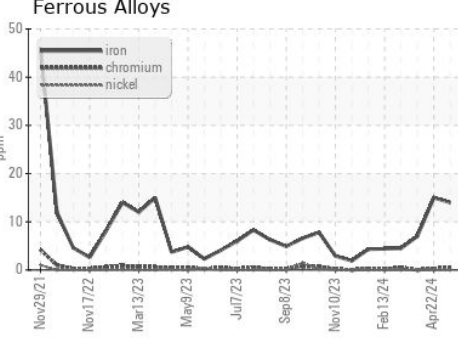
OIL ANALYSIS REPORT



PARAMETER	method	limit/base	current	history1	history2
White Metal	scalar	*Visual	NONE	NONE	NONE
Yellow Metal	scalar	*Visual	NONE	NONE	NONE
Precipitate	scalar	*Visual	NONE	NONE	NONE
Silt	scalar	*Visual	NONE	NONE	NONE
Debris	scalar	*Visual	NONE	NONE	NONE
Sand/Dirt	scalar	*Visual	NONE	NONE	NONE
Appearance	scalar	*Visual	NORML	NORML	NORML
Odor	scalar	*Visual	NORML	NORML	NORML
Emulsified Water	scalar	*Visual	>0.2	NEG	NEG
Free Water	scalar	*Visual		NEG	NEG

FLUID PROPERTIES	method	limit/base	current	history1	history2
Visc @ 100°C	cSt	ASTM D445	15.4	14.5	14.5

GRAPHS



Laboratory : WearCheck USA - 501 Madison Ave., Cary, NC 27513
Sample No. : GFL0123038
Lab Number : 06198888
Unique Number : 11061011
Test Package : FLEET
Received : 04 Jun 2024
Tested : 05 Jun 2024
Diagnosed : 05 Jun 2024 - Wes Davis

GFL Environmental - 814 - Little Rock Hauling
 4005 Hwy 161 N.
 Little Rock, AR
 US 72117
 Contact: Brad Koenig
 bkoenig@gflenv.com

To discuss this sample report, contact Customer Service at 1-800-237-1369.
 * - Denotes test methods that are outside of the ISO 17025 scope of accreditation.
 Statements of conformity to specifications are based on the simple acceptance decision rule (JCGM 106:2012)